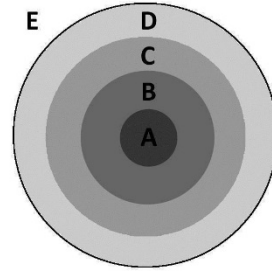


Cadet Name: _____

Date: _____

1. (U7C1L1:F1) If you were to shoot at a target right now, where do you think you would hit?



- A) A
- B) B
- C) C
- D) D
- E) E

2. (U7C1L1:F2) Which Olympic sport below did not evolve from target sports?

- A) Biathlon
- B) Archery
- C) Pentathlon
- D) Fencing
- E) Shooting

3. (U7C1L1:V1) Choose the word that best completes the sentence below.

When stones were weapons, humans practiced throwing them at designated marks to improve their _____ or enjoy games of skill.

- A) Concentration
- B) Accuracy
- C) Entertainment
- D) Determination

4. (U7C1L1:V2) Choose the word that best completes the sentence below.

It is not possible to fire consistent, accurate shots without developing great _____ skills.

- A) Citizenship
- B) Determination
- C) Practice
- D) Concentration

5. (U7C1L1:V3) Choose the word that best completes the sentence below.

It is not possible to handle guns safely or to advance in target shooting without having a great deal of self-discipline and _____.

- A) Accuracy
- B) Practice
- C) Control
- D) Sport

6. (U7C1L1:V4) Choose the word that best completes the sentence below.

Success in shooting is through _____ and how hard one works, not by how much ability someone has.

- A) Accuracy
- B) Determination
- C) Perfection
- D) Control

7. (U7C1L1:V5) Choose the word that best completes the sentence below.

When you _____, you train by repeated exercises.

- A) Control
- B) Shoot
- C) Practice
- D) Compete

8. (U7C1L1:V6) Choose the word that best completes the sentence below.

_____ is the ability to use one's knowledge effectively and readily in execution or performance.

- A) Skill
- B) Control
- C) Determination
- D) Accuracy

Cadet Name: _____

Date: _____

1. (U7C1L2:F1) What are the proper safety steps for gun handling?

A) Control the direction the muzzle points, check and close the action, hold the gun so your fingers touch the trigger

B) Don't control the direction the muzzle points, check and close the action, hold the gun so your fingers don't touch the trigger

C) Control the direction the muzzle points, check and open the action, hold the gun so your fingers don't touch the trigger

2. (U7C1L2:F2) What is the formula for calculating the energy of a projectile from a gun after firing?

A) $E = 1/2 mv^3$

B) $E = 1/3 mv^2$

C) $E = 2mv^2$

D) $E = 1/2 mv^2$

3. (U7C1L2:F3) Keeping the action of the gun open prevents accidental firing and _____.

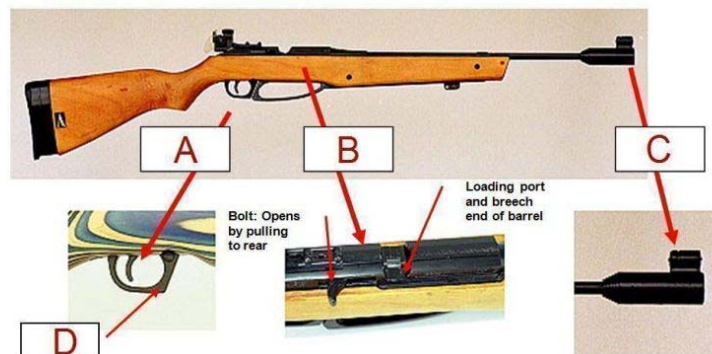
A) Helps control muzzle direction

B) Prevents loading of the gun

C) Enables the trigger guard

D) Allows you to see if the gun is loaded

4. (U7C1L2:V1) Which letter in the image labels the action?



A)

B)

C)

D)

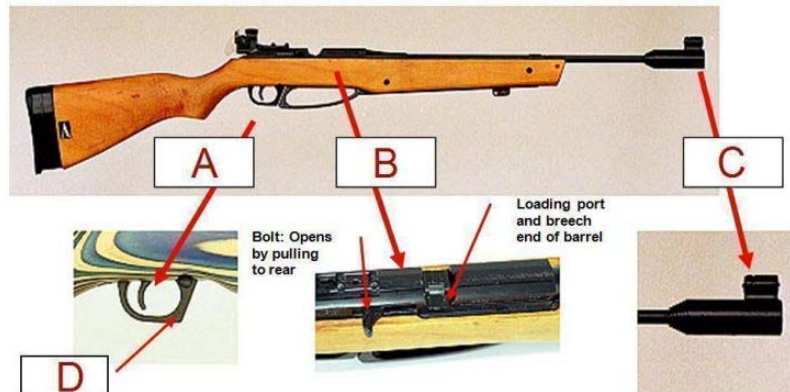
5. (U7C1L2:V2) What do the letters CBI stand for in marksmanship?

A) Clear Barrier Immediately

B) Clear Barrel Indicator

- C) Clear Base Indicator
- D) Clear Bullets Immediately

6. (U7C1L2:V3) Which letter in the image labels the muzzle?

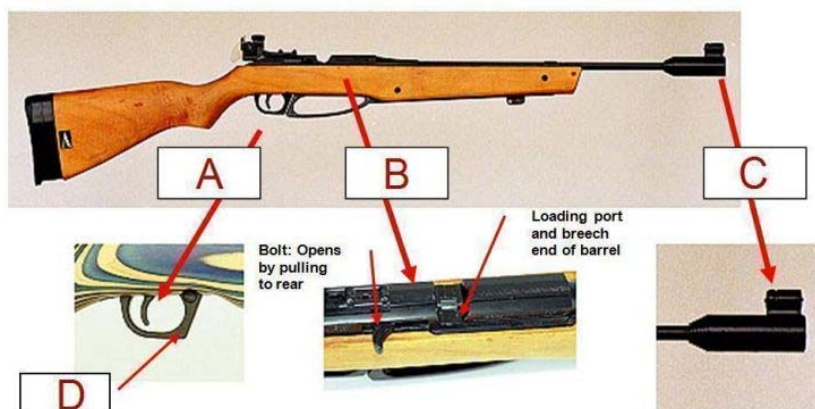


- A)
- B)
- C)
- D)

7. (U7C1L2:V4) What is the name of the small lever located on some firearms that can be set to lock the trigger and keep the weapon from accidentally firing?

- A) Safety
- B) CBI
- C) Muzzle
- D) Action

8. (U7C1L2:V5) Which letter in the image labels the trigger?



- A)
- B)
- C)
- D)

Cadet Name: _____

Date: _____

1. (U7C1L3:F1) Have you ever loaded and fired a gun before?

- A) Yes
- B) No

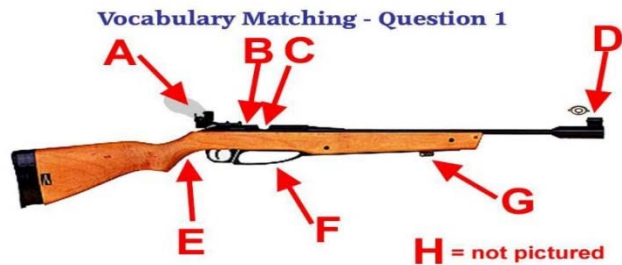
2. (U7C1L3:F2) What part of a target rifle is shown in this image?

- A) Front sight
- B) Kneeling roll
- C) Sling swivel
- D) Butt plate



3. (U7C1L3:V1) Action

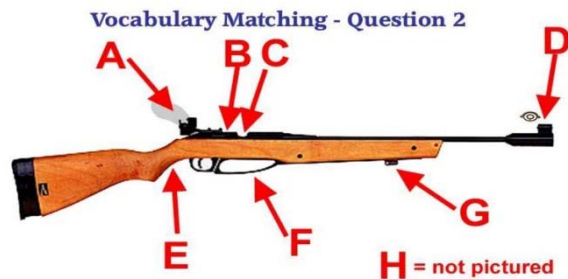
- A)
- B)
- C)
- D)
- E)
- F)
- G)
- H)



- | | |
|------------------------|-----------------------|
| 1. action | 5. loading port |
| 2. charging lever | 6. pistol grip |
| 3. front sight inserts | 7. rear sight blinder |
| 4. kneeling roll | 8. sling swivel |

4. (U7C1L3:V2) Charging Lever

- A)
- B)
- C)
- D)
- E)
- F)
- G)
- H)

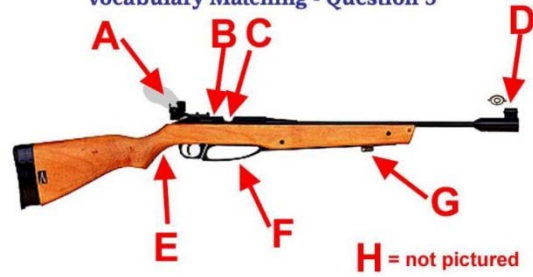


- | | |
|------------------------|-----------------------|
| 1. action | 5. loading port |
| 2. charging lever | 6. pistol grip |
| 3. front sight inserts | 7. rear sight blinder |
| 4. kneeling roll | 8. sling swivel |

5. (U7C1L3:V3) Front Sight Inserts

- A)
- B)
- C)
- D)
- E)
- F)
- G)
- H)

Vocabulary Matching - Question 3

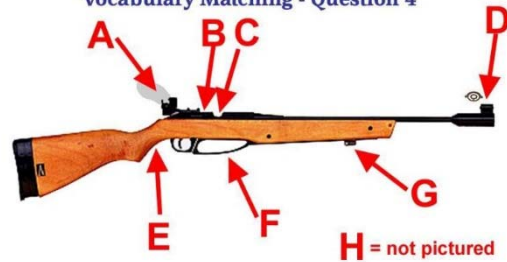


- | | |
|------------------------|-----------------------|
| 1. action | 5. loading port |
| 2. charging lever | 6. pistol grip |
| 3. front sight inserts | 7. rear sight blinder |
| 4. kneeling roll | 8. sling swivel |

6. (U7C1L3:V4) Kneeling Roll

- A)
- B)
- C)
- D)
- E)
- F)
- G)
- H)

Vocabulary Matching - Question 4

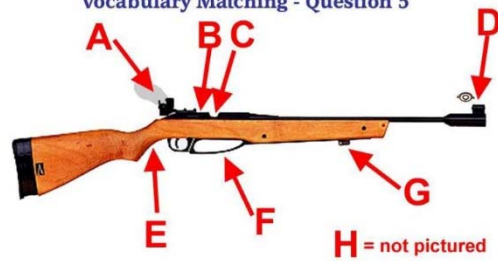


- | | |
|------------------------|-----------------------|
| 1. action | 5. loading port |
| 2. charging lever | 6. pistol grip |
| 3. front sight inserts | 7. rear sight blinder |
| 4. kneeling roll | 8. sling swivel |

7. (U7C1L3:V5) Loading Port

- A)
- B)
- C)
- D)
- E)
- F)
- G)
- H)

Vocabulary Matching - Question 5

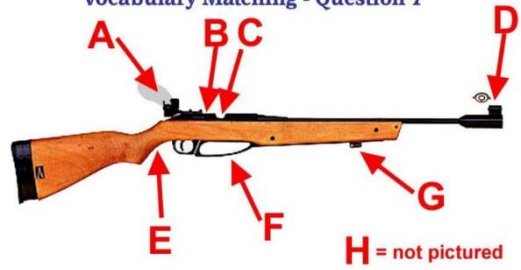


- | | |
|------------------------|-----------------------|
| 1. action | 5. loading port |
| 2. charging lever | 6. pistol grip |
| 3. front sight inserts | 7. rear sight blinder |
| 4. kneeling roll | 8. sling swivel |

8. (U7C1L3:V6) Pistol Grip

- A)
- B)
- C)
- D)
- E)
- F)
- G)
- H)

Vocabulary Matching - Question 7

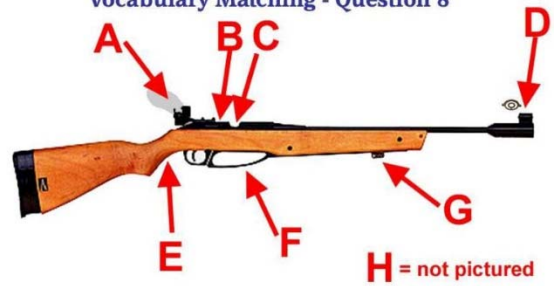


- | | |
|------------------------|-----------------------|
| 1. action | 5. loading port |
| 2. charging lever | 6. pistol grip |
| 3. front sight inserts | 7. rear sight blinder |
| 4. kneeling roll | 8. sling swivel |

9. (U7C1L3:V7) Rear Sight Blinder

- A)
- B)
- C)
- D)
- E)
- F)
- G)
- H)

Vocabulary Matching - Question 8

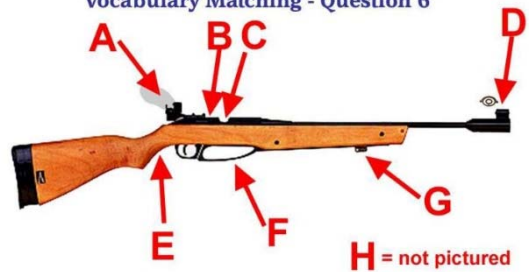


- | | |
|------------------------|-----------------------|
| 1. action | 5. loading port |
| 2. charging lever | 6. pistol grip |
| 3. front sight inserts | 7. rear sight blinder |
| 4. kneeling roll | 8. sling swivel |

10. (U7C1L3:V8) Sling Swivel

- A)
- B)
- C)
- D)
- E)
- F)
- G)
- H)

Vocabulary Matching - Question 6



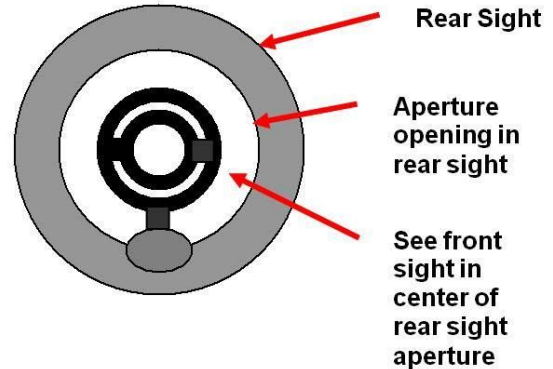
- | | |
|------------------------|-----------------------|
| 1. action | 5. loading port |
| 2. charging lever | 6. pistol grip |
| 3. front sight inserts | 7. rear sight blinder |
| 4. kneeling roll | 8. sling swivel |

Cadet Name: _____

Date: _____

1. (U7C1L4:F1) What element of target shooting is illustrated in this image?

- A) Correct standing position
- B) Proper trigger release
- C) Correct sight alignment
- D) Dominant eye test



2. (U7C1L4:F2) Why is the dominant eye test important to do before you begin shooting?

- A) To determine if your vision is 20-20 for shooting
- B) To determine if you should shoot right- or left-handed
- C) To test your sight alignment with the rifle
- D) To help the trigger release process

3. (U7C1L4:V1) Choose the word that best completes the sentence below.

_____ rifle shooting involves firing in three different shooting positions: standing, kneeling, and prone.

- A) Sight
- B) Dry
- C) Trigger
- D) Target

4. (U7C1L4:V2) Choose the term that best completes the sentence below.

The first shooting position normally taught in the JROTC rifle marksmanship program is the _____.

- A) Kneeling position
- B) Standing position
- C) Sitting position
- D) Prone position

5. (U7C1L4:V3) Choose the term that best completes the sentence below.

_____ simply means to look through the rear sight iris to see the front sight and then to align it so that the front sight appears in the middle of the rear sight opening.

- A) Sight alignment
- B) Dry fire
- C) Trigger release
- D) Target alignment

6. (U7C1L4:V4) Choose the term that best completes the sentence below.

To _____ while aiming at a blank target, it is necessary to first cock the trigger mechanism without charging the gas cylinder or loading a pellet in the breech.

- A) Live fire
- B) Sight alignment
- C) Dry fire
- D) Trigger release

7. (U7C1L4:V5) Choose the term that best completes the sentence below.

Take up the slack (first-stage) on the _____ and then, with the sights aligned on the target, smoothly press the trigger to the rear until the mechanism

_____.

- A) Trigger, releases
- B) sight, aligns
- C) target, moves
- D) Trigger, clicks

Cadet Name: _____

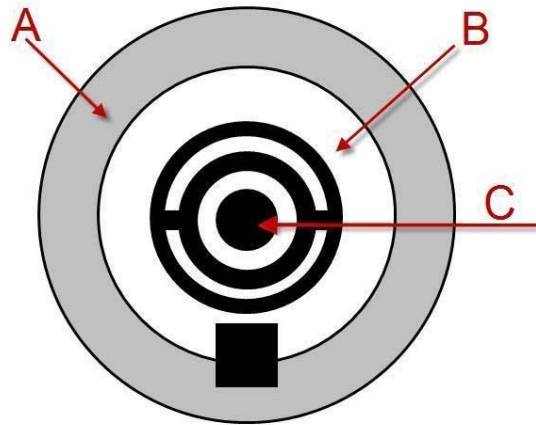
Date: _____

1. (U7C1L5:F1) How important do you think patience and perseverance are to target shooting?

- A) Very important
- B) Important
- C) Somewhat important
- D) Not very important

2. (U7C1L5:F2) Which arrow points to the target in this sight?

- A) A
- B) B
- C) C



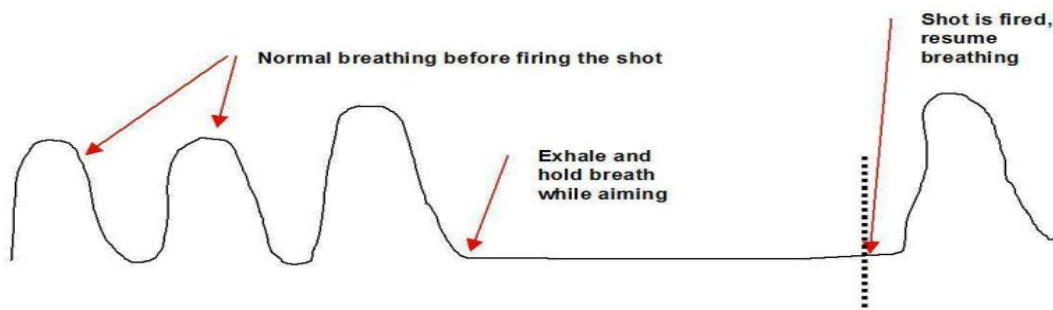
3. (U7C1L5:V1) Choose the term that best completes the sentence below.

When firing the shot, the key is to concentrate your attention on the ____ to let it become steady.

- A) shoot
- B) sight picture
- C) breath picture
- D) load-unload



4. (U7C1L5:V2) What concept does this image illustrate?



- A) *Unload Breath*
- B) *Breath Control*
- C) *Sight picture*
- D) *Shoot and Load*

5. (U7C1L5:V3) Choose the word that best completes the sentence below.

When you are instructed to _____ and fire the rifle, the instructor will have you shoot a series of shots (usually five shots).

- A) *load*
- B) *unload*
- C) *aim*
- D) *sight*

6. (U7C1L5:V4) Choose the word that best completes the sentence below.

To _____ rifles accurately, it is in fact, absolutely necessary to stop breathing while aiming and releasing the trigger.

- A) *unload*
- B) *load*
- C) *aim*
- D) *shoot*

7. (U7C1L5:V5) Choose the word that best completes the sentence below.

When you _____ a rifle, you draw the charge from the rifle.

- A) *load*
- B) *unload*
- C) *aim*
- D) *sight*

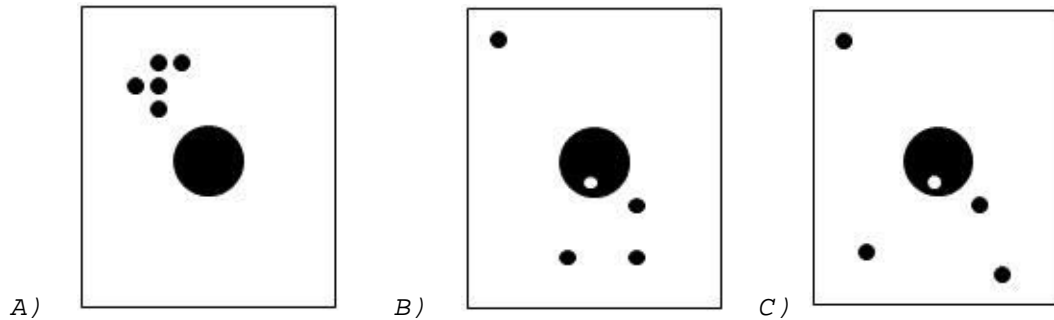
Cadet Name: _____

Date: _____

1. (U7C1L6:F1) Which type of shooting do you prefer?

- A) Shooting for a score in competition
- B) Shooting for sport and fun without scoring

2. (U7C1L6:F2) Which shot group would receive the best evaluation?



3. (U7C1L6:V1) To make the necessary adjustments to move or correct your shot group to the center of the target is to _____.

- A) zero
- B) calculate
- C) evaluate
- D) aim

4. (U7C1L6:V2) To see how your shot group is progressing, you will look at size, group shot location, and wild shots. This is also called _____.

- A) zero
- B) calculate
- C) evaluate
- D) aim

5. (U7C1L6:V3) When shots fired hit any rings on the target, they earn points. These points determine the _____.

- A) winner
- B) elevation
- C) sight
- D) score

6. (U7C1L6:V4) When a sight is _____, it is adjusted so that the center of the shot group is the same as the center of the target.

- A) scored

- B) zeroed
- C) elevated
- D) wrong

7. (U7C1L6:V5) What is the definition of the word "zeroing"?

- A) To determine the merit of activity
- B) A sight is "zeroed" when it is adjusted so that the center of the shot group is the same as the center of the target
- C) To reckon by exercise of practical judgment
- D) A technique where shooters fire a series of three-round shot groups and make sight adjustments between each group
- E) To determine the significance, worth, or condition of value usually by careful appraisal and study

Cadet Name: _____

Date: _____

1. (U7C1L7:F1) How do you feel about shooting with a sling?

- A) I feel it will help my stability tremendously.
- B) I think shooting is easier without the sling.
- C) I'd like to learn more about it before deciding.

2. (U7C1L7:F2) In what shooting position is the use of a sling not allowed?

- A) Prone
- B) Sitting
- C) Kneeling
- D) Standing

3. (U7C1L7:V1) Which image shows the prone shooting position?



A)



B)




C)

D) All of the choices

4. (U7C1L7:V2) What piece of equipment is the red arrow pointing to in this image?

- A) sight
- B) prone
- C) swivel
- D) sling



Cadet Name: _____

Date: _____

1. (U7C1L8:F1) What part of the body is placed on the kneeling roll when shooting from a kneeling position?

- A) Tip of the toes
- B) Foot
- C) Shin
- D) Knee

2. (U7C1L8:F2) What statement is not a feature of a successful kneeling position?

- A) Almost all of the weight of the shooter's body rests on the heel.
- B) The head is tipped slightly to the right.
- C) The body is turned 30-45 degrees away from the target.
- D) The left lower leg that supports the rifle (left leg) is vertical.

3. (U7C1L8:V1) Which image shows the kneeling shooting position?



A)



B)



C)

4. (U7C1L8:V2) What piece of target shooting equipment is shown in this image?

- A) front sight inserts
- B) kneeling roll
- C) sling swivel
- D) butt plate



Cadet Name: _____

Date: _____

1. (U7C1L9:F1) True or False. When competing in a 3 x 10 shooting event you complete 3 rounds of 10 shots in any shooting position you choose.

- A) True
- B) False

2. (U7C1L9:F2) According to the National Standard Three-Position Air Rifle Rules in what order are the shooting positions executed in the event?

- A) standing, kneeling, prone
- B) prone, standing, kneeling
- C) kneeling, prone, standing
- D) prone, kneeling, standing

3. (U7C1L9:V1) Choose the term that best matches the definition below.

"A step-by-step outline of the different things you do to fire a shot"

- A) development
- B) practice
- C) shot plan
- D) skill

4. (U7C1L9:V2) The individual actions and abilities you learn during each lesson to become good at the sport of marksmanship are _____.

- A) rules
- B) practice
- C) shot plan
- D) skills

5. (U7C1L9:V3) Putting together a shot plan will help you build consistency into your shooting technique while helping your _____ as a marksman.

- A) development
- B) practice
- C) position
- D) skills

6. (U7C1L9:V4) Choose the term that best matches the definition below.

"To train by repeated exercises"

- A) *development*
- B) *practice*
- C) *shot plan*
- D) *skills*

Cadet Name: _____

Date: _____

1. (U7C1L10:F1) How do you feel about competition-level target shooting?

- A) I am extremely excited to get involved with it.
- B) I think I will like it, so I am going to try it out.
- C) I'm willing to try it, but I do not think I will like it.
- D) I am not really interested in it at this time.

2. (U7C1L10:F2) True or False. The JROTC program offers the only opportunity to compete in target shooting competitions.

- A) True
- B) False

3. (U7C1L10:V1) As a member of a JROTC rifle team, you can participate in a number of competitions including Postal, League, and Major School Age Competitions.

- A) Agree with definition
- B) Disagree with definition

4. (U7C1L10:V2) Finals start with a five-minute preparation period. A five-minute sighting period follows. Then finalists fire 10 shots for record, one shot at a time.

- A) Agree with definition
- B) Disagree with definition

5. (U7C1L10:V3) If something goes wrong, exhibit self-control with a determination not to let anything bother you. Focus on your shot plan to fire your next shot well.

- A) Agree with definition
- B) Disagree with definition