

Kindergarten


NTI

Day 21


Ending Sounds Color

Color the objects that ends with that sound

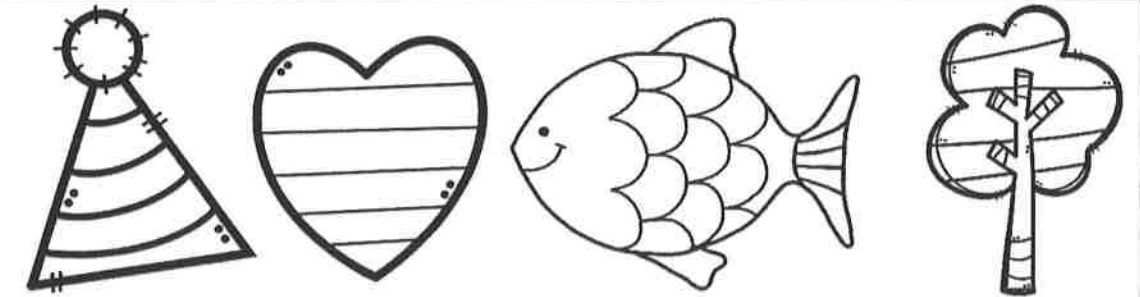
Dd



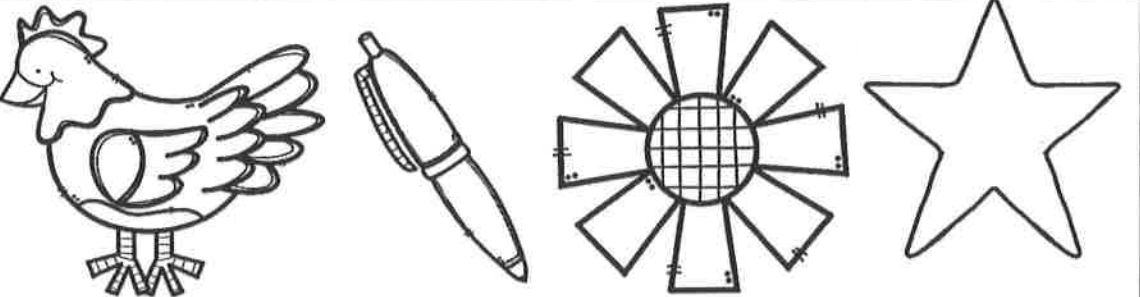
Nn




Tt



Rr




Gg




Ending Sounds Writing


Write the letter that each object ends with



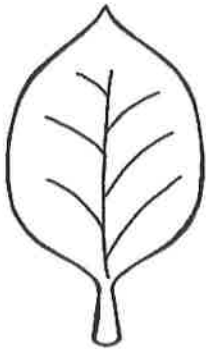



















Name: _____

Day 4

Spring Count and Graph!




	1	2	3	4	5	6	7	8
Umbrella								
Nest								
Butterfly								
Kite								
Rainbow								


Name: _____ Day 21

Spring ADDITION PROBLEMS

Read the problem. Write a number sentence for the answer. Finish the picture.




There are two frogs on the log.
There are three frogs on the ground.
How many frogs are there in all?



$$\underline{\quad\quad} + \underline{\quad\quad} = \underline{\quad\quad}$$

There are four butterflies resting on the flowers.
There are five butterflies flying over the flowers.
How many butterflies are there in all?



$$\underline{\quad\quad} + \underline{\quad\quad} = \underline{\quad\quad}$$

Dan has 2 flowers.
Jane has 5 flower.
How many flowers do they have altogether?



$$\underline{\quad\quad} + \underline{\quad\quad} = \underline{\quad\quad}$$


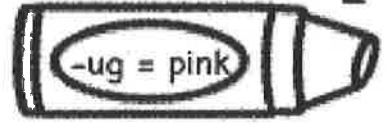
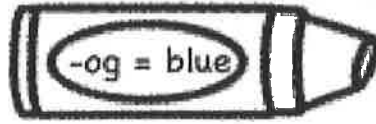
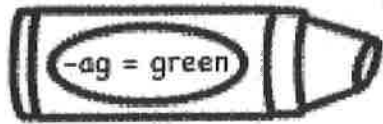
Kindergarten

NTI

Day 22

Name: _____ Day 22 Date: _____

Color by Word Family



Name _____

Day 22

Peep Vowels

Directions: Color the peeps by their vowel sound.





a- green

e- blue

i- yellow

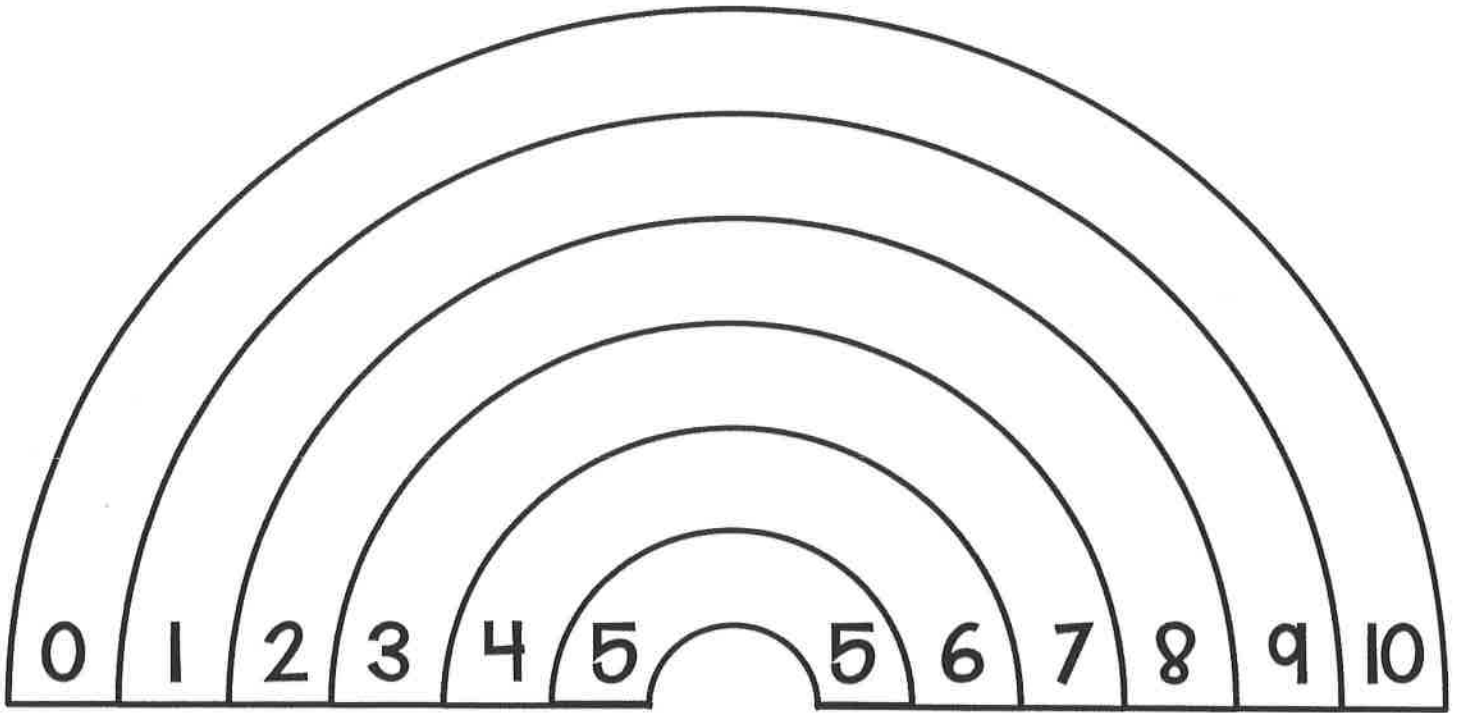
o- purple

u- pink



RAINBOW to 10

How many ways can you make 10?



$$\underline{\quad} + \underline{\quad} = 10$$

$$\underline{\quad} + \underline{\quad} = 10$$

$$\underline{\quad} + \underline{\quad} = 10$$

$$\underline{\quad} + \underline{\quad} = 10$$

$$\underline{\quad} + \underline{\quad} = 10$$

$$\underline{\quad} + \underline{\quad} = 10$$

$$\underline{\quad} + \underline{\quad} = 10$$

$$\underline{\quad} + \underline{\quad} = 10$$

$$\underline{\quad} + \underline{\quad} = 10$$

$$\underline{\quad} + \underline{\quad} = 10$$

$$\underline{\quad} + \underline{\quad} = 10$$

$$\underline{\quad} + \underline{\quad} = 10$$


Name _____

Day 22

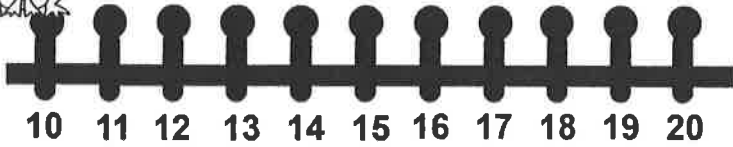
JUMPING Froggies

10 + ____ = Teen Number

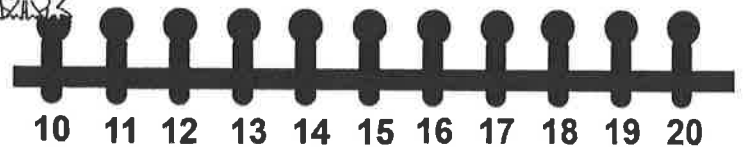
Make the frog hop to the correct teen number from 10.




$10 + 3 = \underline{\quad}$



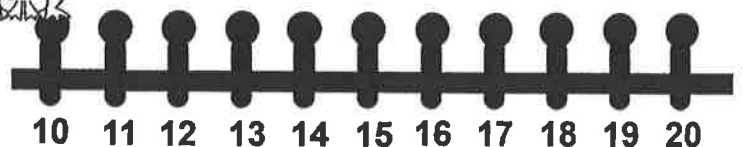
$10 + 7 = \underline{\quad}$




$10 + 4 = \underline{\quad}$



$10 + 1 = \underline{\quad}$




$10 + 6 = \underline{\quad}$




$10 + 9 = \underline{\quad}$



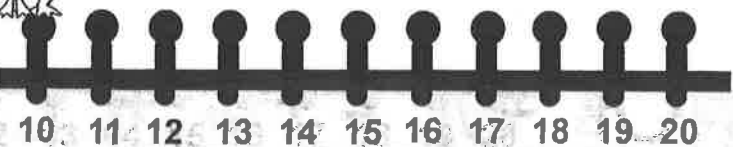
$10 + 5 = \underline{\quad}$




$10 + 0 = \underline{\quad}$



$10 + 2 = \underline{\quad}$



$10 + 8 = \underline{\quad}$



Name: _____

I Can Identify Plant Parts

Directions: Read the passage and answer the question. Use the word bank for ideas.




check boxes when finished

READ

WRITE



Plants grow in soil. Plants have roots, a stem, and leaves. Some plants have flowers and fruit.



What plants did you see today?

Word bank:

grass

flower

tree

plant

Kindergarten


NTI

Day 23

Name _____

Day 23

Spring Animals



Comprehension

Read the story. Answer the questions at the bottom.


The frog jumps.



The bird chirps.



The bee buzzes.



The ladybug flies.



1. What does the frog do?

2. What does the bird do?

Name: _____ Day 23

**Read it, Fix it
and Write it !**

Directions: Rewrite each sentence correctly.
Begin each sentence with a capital letter and
add punctuation.

Books

1. i like to read

2. i can read well

3. i have a new book

4. it is from my mom

5. do you like to read

I used capital letters.

I used spaces.


I used punctuation.




Name _____ Day 23 _____




Subtract. Use the pictures for help.




$$10 - 3 = \square$$




$$10 - 7 = \square$$




$$10 - 8 = \square$$




$$10 - 5 = \square$$




$$10 - 6 = \square$$




$$10 - 1 = \square$$




$$10 - 9 = \square$$



$$10 - 2 = \square$$



$$10 - 4 = \square$$






$$10 - 0 = \square$$

BUNNY EARS

Count the ears by 2s. Write the numbers. Color.

2



Name: _____

I Can Recycle

Directions: Look at the pictures below in the graph. Find the pictures in the box and shade how many there are in the graph. Write the number in the box.

check boxes when finished

FIND
 COUNT
 GRAPH
 COLOR



© Melanie Ellsworth | Science Doodles 2015

						HOW MANY?
						HOW MANY?
						HOW MANY?
						HOW MANY?

Kindergarten


NTI

Day 24

Name: _____ Day 24

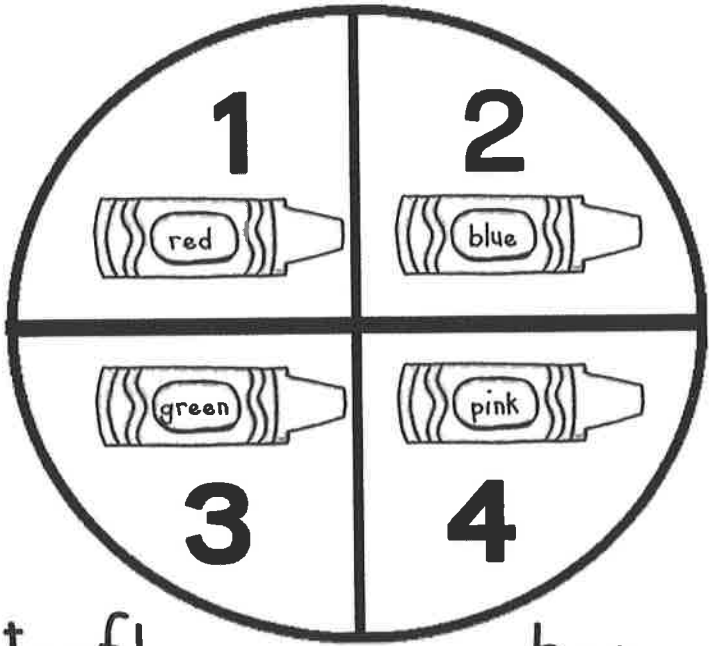
Spring Syllables

Spin a number. Find and color the picture with the same number of syllables.



cloud

sun



dragonfly




butterfly



bee



flower




bird




grass

mushroom



caterpillar




ladybug



Name: _____ Day 24

Spring digraph

Say the word of each picture, color the digraph you hear at the beginning of the word. Color the picture




ch wh sh



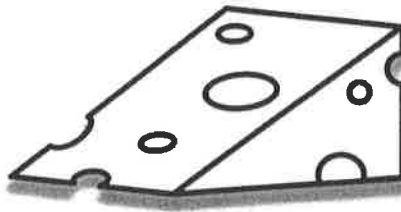
ch wh sh




ch wh sh




ch wh sh



ch wh sh



ch wh sh



ch wh sh




ch wh sh




ch wh sh

COUNTING BY 5

Count the flower petals by 5s. Write the numbers. Color.



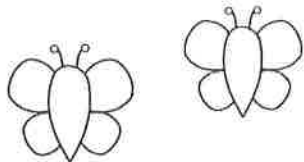



Day 24

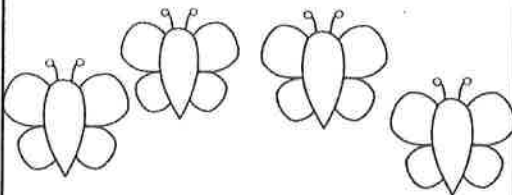

Name _____

Insect Addition

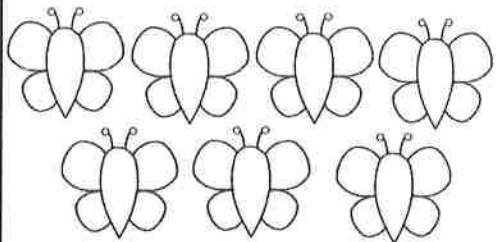

Solve. Add the butterflies and ladybugs.



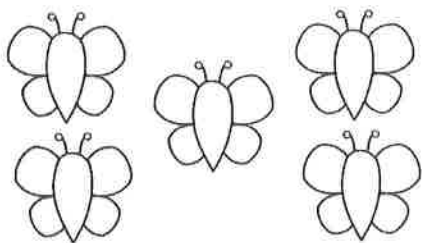

$10 + 2 = \underline{\quad}$



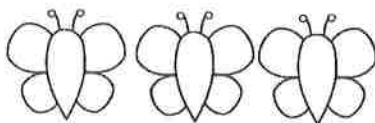

$10 + 4 = \underline{\quad}$



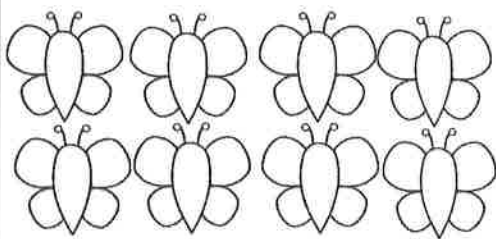

$10 + 7 = \underline{\quad}$



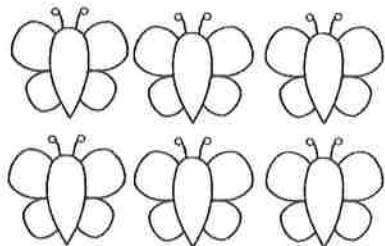

$10 + 5 = \underline{\quad}$





$10 + 3 = \underline{\quad}$





$10 + 8 = \underline{\quad}$



$10 + 6 = \underline{\quad}$



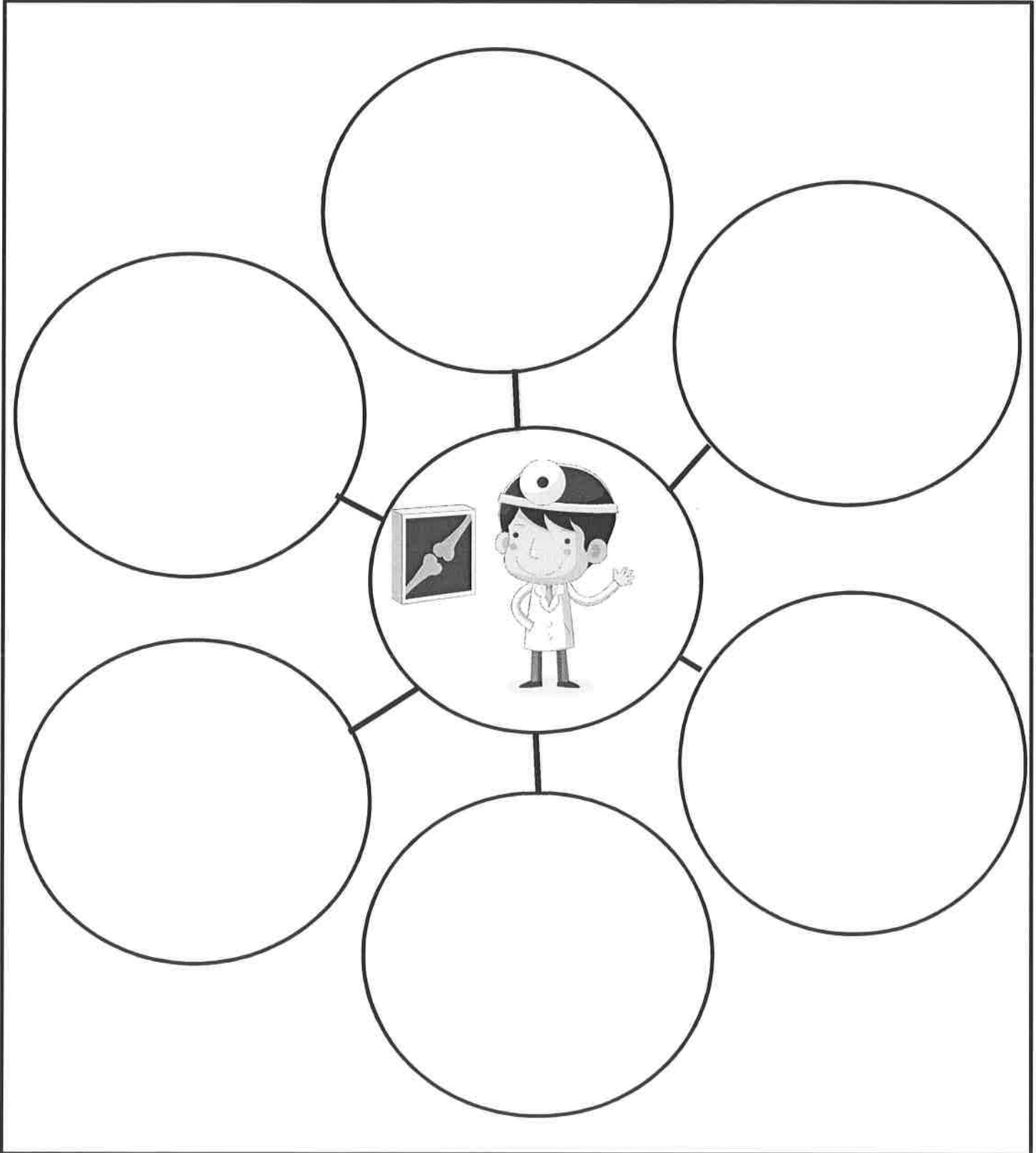
$10 + 1 = \underline{\quad}$



$10 + 9 = \underline{\quad}$

DOCTOR

-use adjectives to describe-




Kindergarten

NTI

Day 25

I S P Y



Color all the pictures that begin with the super sound inside the star.
Tally the total number of pictures that begin with that super sound.



Tally Marks



HOW TO BE A FRIEND

Handwriting practice lines consisting of four sets of three horizontal lines each: a solid top line, a dashed middle line, and a solid bottom line.

Name _____

Day 25

Find the sum, write the answers, and color the eggs.

Green

$3+3=$

$5+2=$

$0+10=$

$3+5=$

$7+2=$

Blue

$8+2=$

$5+5=$

$4+3=$

$3+6=$

$4+5=$

Purple

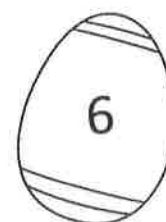


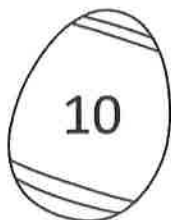
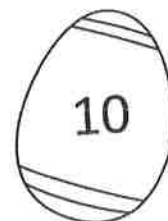
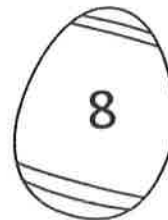
$5+3=$

$8+1=$

$4+4=$

$7+3=$

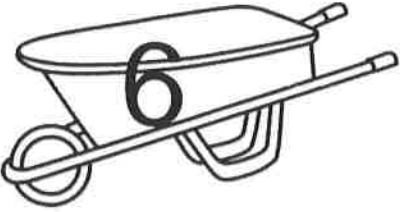









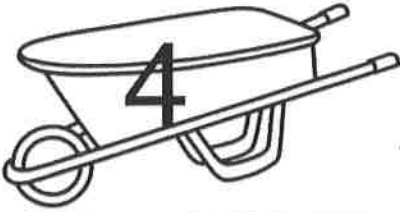









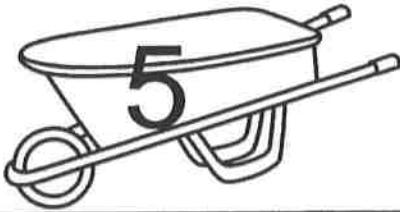




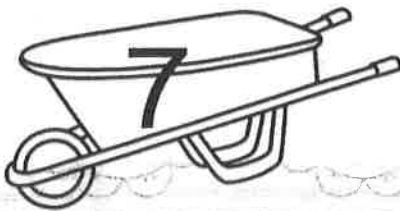




$1+5=$



Name: _____ Day 25


wheelbarrow subtraction

Solve the math problem on each flower. Color the flower(s) if the answer matches the number on the wheelbarrow of the row.

Farmers grow fruits & vegetables.

Draw a picture to match the sentence.



Kindergarten


NTI

Day 26

Blends

Matching

Directions: Draw a line from each picture to the correct beginning blend.



fr




gl



cr



gr



cl




sn



st



tr



sp



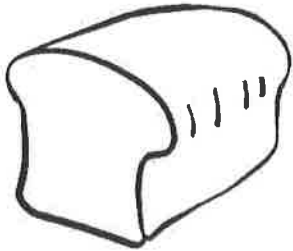
sw



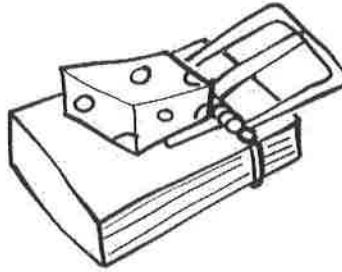
Name _____ Day 26 Date _____

Consonant blends

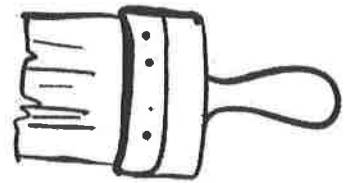
Complete the words with br or tr




___ead



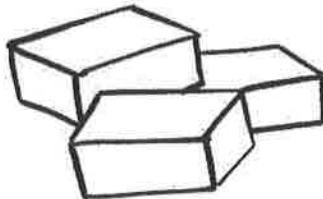
___ap



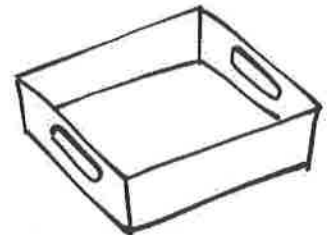
___ush




___ash



___icks



___ay



___ain







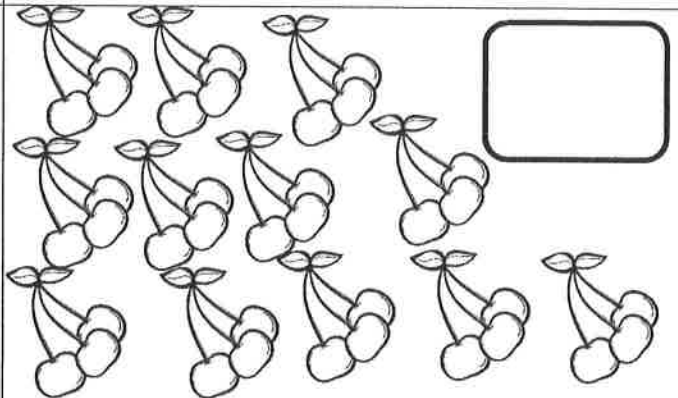
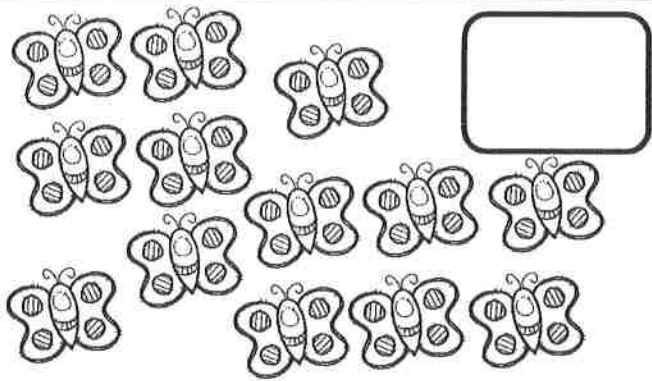
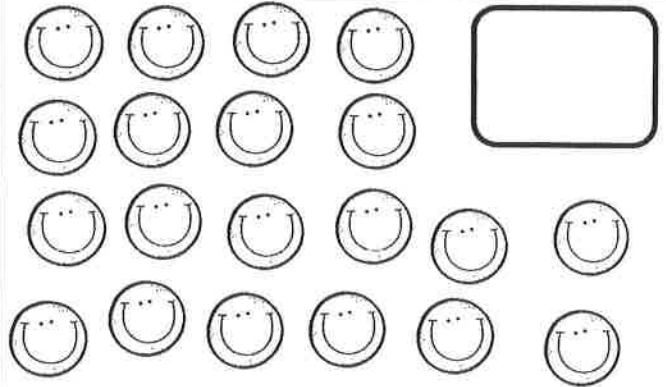

___oom



___actor

Name: _____ Day 26


Count how many objects in each box. Label your counting and double check your work. Write the number in the box.




Name _____ Day 26




Subtract. Use the pictures for help.




$$15 - 5 = \square$$




$$15 - 9 = \square$$




$$15 - 2 = \square$$




$$15 - 4 = \square$$




$$15 - 8 = \square$$




$$15 - 10 = \square$$




$$15 - 3 = \square$$



$$15 - 12 = \square$$




$$15 - 15 = \square$$



$$15 - 14 = \square$$

FIREFIGHTER

-use adjectives to describe-




Kindergarten

NTI

Day 27

I S P Y




Color all the pictures that begin with the super sound inside the star. Tally the total number of pictures that begin with that super sound.



Tally Marks

I S P Y




Color all the pictures that begin with the super sound inside the star. Tally the total number of pictures that begin with that super sound.



Tally Marks

Name: _____ Day 27

Word Problem



Read it:

There were 3 fish swimming in the sea and then another 4 fish joined them. How many fish are there swimming altogether?

Draw it:

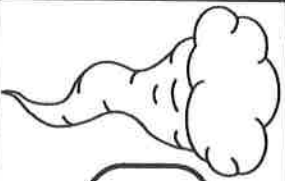
Answer it:

Tornado Teens

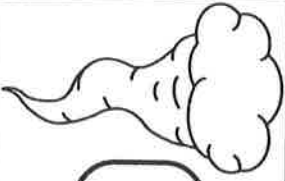

Name _____

Day 27


Read the number on the tornado. Then, fill in the ten frame to match.




11



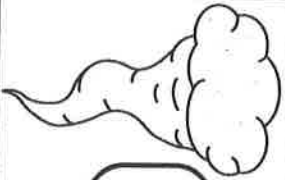

15



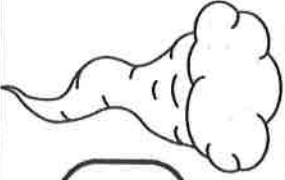

13




19



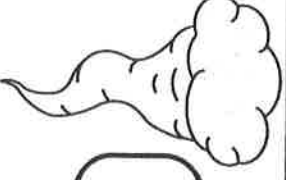

16



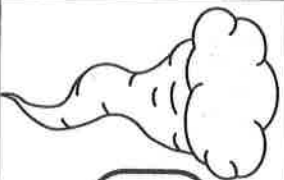

12




20



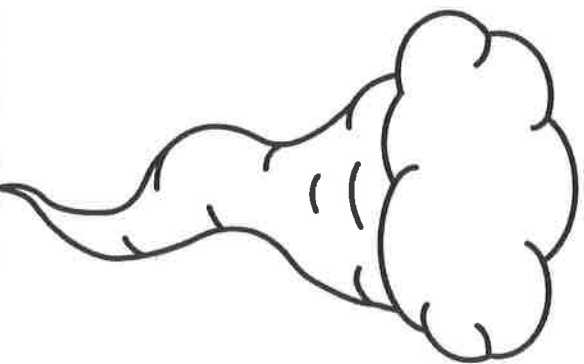

17



14




18



Label the Plant

Directions: Use words from the bank to label the parts of the plant.
Color the diagram when you are finished!

Name: _____



Word Bank: roots, stem, leaves, flower, bud

Kindergarten

NTI

Day 28

I S P Y


Color all the pictures that begin with the super sound inside the star.
Tally the total number of pictures that begin with that super sound.



Tally Marks

Name: _____ Day 28

Word Problem



Read it:

There were 3 apples, 2 bananas and 1 orange in the basket. How many things were in the basket altogether?

Draw it:

Answer it:

Name: _____

Day 28

Fill in the tens frames. Double check your answers

17

20

11

15

19

13

16

18

Introducing the...

!



animal facts!

It gets food with its _____

It keeps safe with its _____

It enjoys living in the _____

Discovered by:

Kindergarten

NTI

Day 29

I S P Y



Color all the pictures that begin with the super sound inside the star. Tally the total number of pictures that begin with that super sound.


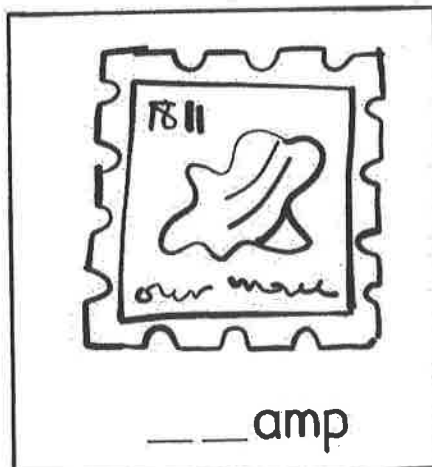






Tally Marks

Name _____ Day 29 Date _____

Consonant blends


Complete the words with st or sn



Name: _____

Day 29

Word Problem



Read it:

There were 6 cookies in the jar but then Ben ate 3 of the cookies. How many cookies are left in the jar?

Draw it:


Answer it:

Name _____ Day 29







Date _____

The Clock

Write the time below the clock.



4:00



Name: _____

Day 29

What is a Force?

Push

Pull

[Dashed box for writing]

[Dashed box for writing]

[Dashed box for writing]

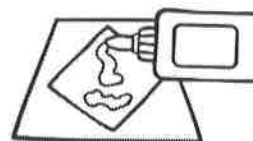




[Dashed box for writing]

[Dashed box for writing]

[Dashed box for writing]

[Dashed box for writing]


[Dashed box for writing]



Kindergarten

NTI

Day 30

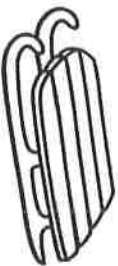
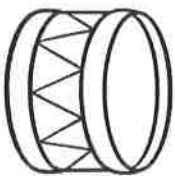
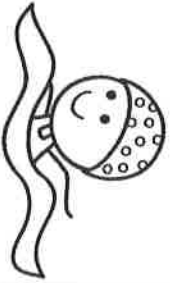
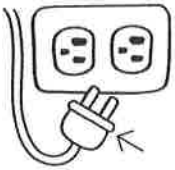



Sunny Spelling


Look at the picture and spell the CCVC word in the box.

Name _____

Day 30




Digraphs Matching

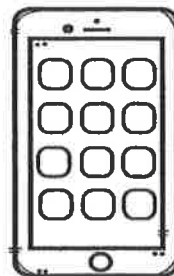


Directions: Draw a line from each picture to the correct beginning digraph.


ph



ch



wh



ph



th




sh



ch



th



sh




wh



Name: _____

Day 30

Word Problem



Read it:

The monkey had 8 bananas. It ate 2 bananas in the morning and 2 bananas in the afternoon. How many bananas does it have left?

Draw it:

Answer it:

Name: _____

Day 30



Mixed Addition and Subtraction

$5 - 3 = \underline{\quad}$

$2 + 3 = \underline{\quad}$

$2 - 1 = \underline{\quad}$

$5 - 4 = \underline{\quad}$

$3 + 2 = \underline{\quad}$

$5 + 0 = \underline{\quad}$

$4 - 4 = \underline{\quad}$

$5 + 0 = \underline{\quad}$

$2 + 2 = \underline{\quad}$

$5 - 4 = \underline{\quad}$

$2 + 2 = \underline{\quad}$

$5 - 5 = \underline{\quad}$

$5 - 3 = \underline{\quad}$

$4 - 4 = \underline{\quad}$

$2 + 2 = \underline{\quad}$

$3 + 0 = \underline{\quad}$

$4 + 1 = \underline{\quad}$

$5 - 5 = \underline{\quad}$

$4 + 1 = \underline{\quad}$

$3 - 3 = \underline{\quad}$

$1 + 1 = \underline{\quad}$

$4 - 4 = \underline{\quad}$

$5 - 5 = \underline{\quad}$

$5 + 0 = \underline{\quad}$

$4 - 3 = \underline{\quad}$

$0 + 4 = \underline{\quad}$

$5 - 5 = \underline{\quad}$

$2 + 2 = \underline{\quad}$

$4 + 1 = \underline{\quad}$

$3 - 0 = \underline{\quad}$

Name: _____

I Can Identify Living Things


Directions: Label the drawing. Check each word as you use it. Then color the picture.

check boxes when finished


READ


LABEL

COLOR

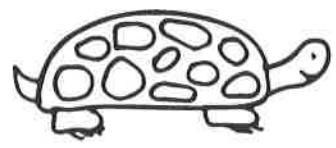













boy

plant

bear

fish

turtle

tree