

Name _____

Kindergarten


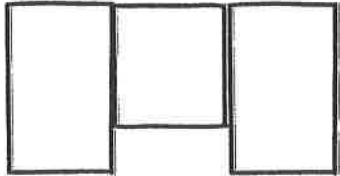

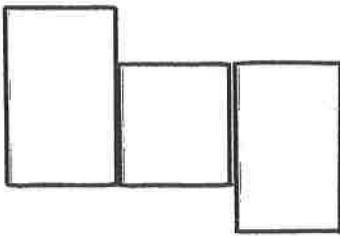

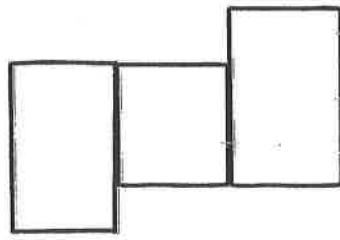

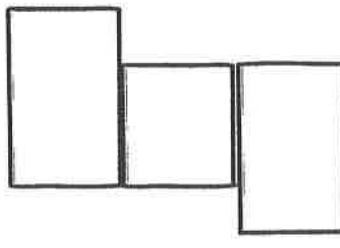

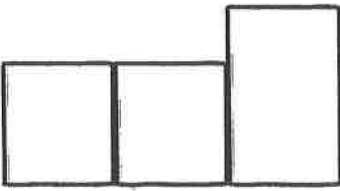

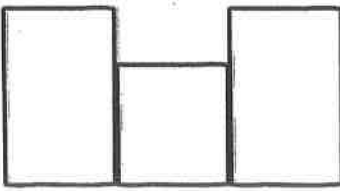
NTI Packet

Day 11

Name: _____

Day 11

Read, Color, Write

Read it	Color it	Write it
jog		
hop		
pot		
dog		
rob		
hot		

Name: _____

Day 11

Word search





bug pot ten

can map sun

pig hat leg

cop cup bin





Name _____

Math Bugs

Day 11

Subtraction

Directions: Find the difference. Color the pictures.

$$\begin{array}{r} 8 \\ - 2 \\ \hline \end{array}$$

$$\begin{array}{r} 6 \\ - 3 \\ \hline \end{array}$$

$$\begin{array}{r} 4 \\ - 3 \\ \hline \end{array}$$

$$\begin{array}{r} 9 \\ - 5 \\ \hline \end{array}$$

$$\begin{array}{r} 7 \\ - 4 \\ \hline \end{array}$$

$$\begin{array}{r} 10 \\ - 5 \\ \hline \end{array}$$

$$\begin{array}{r} 5 \\ - 2 \\ \hline \end{array}$$

$$\begin{array}{r} 6 \\ - 4 \\ \hline \end{array}$$


$$\begin{array}{r} 3 \\ - 1 \\ \hline \end{array}$$


$$\begin{array}{r} 8 \\ - 5 \\ \hline \end{array}$$

$$\begin{array}{r} 2 \\ - 2 \\ \hline \end{array}$$

$$\begin{array}{r} 9 \\ - 3 \\ \hline \end{array}$$

$$\begin{array}{r} 7 \\ - 3 \\ \hline \end{array}$$





Name _____

Math Bugs

Day 11

Subtraction

Directions: Find the difference. Color the pictures.

$$\begin{array}{r} 5 \\ - 2 \\ \hline \end{array}$$

$$\begin{array}{r} 3 \\ - 3 \\ \hline \end{array}$$

$$\begin{array}{r} 4 \\ - 1 \\ \hline \end{array}$$

$$\begin{array}{r} 2 \\ - 0 \\ \hline \end{array}$$

$$\begin{array}{r} 5 \\ - 4 \\ \hline \end{array}$$

$$\begin{array}{r} 1 \\ - 0 \\ \hline \end{array}$$

$$\begin{array}{r} 2 \\ - 2 \\ \hline \end{array}$$

$$\begin{array}{r} 5 \\ - 3 \\ \hline \end{array}$$


$$\begin{array}{r} 3 \\ - 1 \\ \hline \end{array}$$


$$\begin{array}{r} 4 \\ - 3 \\ \hline \end{array}$$

$$\begin{array}{r} 2 \\ - 1 \\ \hline \end{array}$$

$$\begin{array}{r} 3 \\ - 2 \\ \hline \end{array}$$

$$\begin{array}{r} 1 \\ - 1 \\ \hline \end{array}$$





Name: _____

Reading Comprehension



Direction: Read the text, answer the questions and color the picture.

I see a seal.

The seal is on the ice.

The seal likes to eat fish and squid.



The seal can swim very fast.



1. What do I see?

2. The seal is on _____.

3. what does the seal like to eat?




Name _____

Kindergarten
NTI Packet
Day 12


Read, Find,

Name _____

Color



Read the digraph in the magnifying glass. Color only the pictures that have that digraph sound.




Read, Find,

Name _____

Color



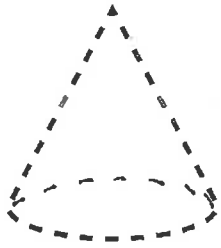
Read the digraph in the magnifying glass. Color only the pictures that have that digraph sound.



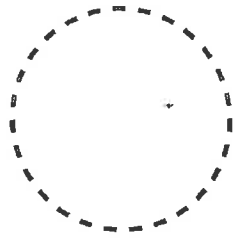
3-D Shapes!

Day 12

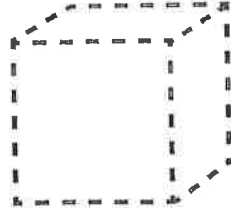
Trace the 3-D shapes below and then color in all the shapes you see using the key.




Cone
PURPLE



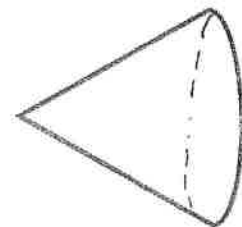

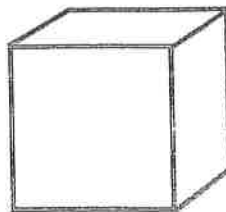

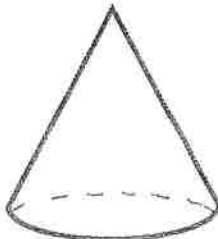
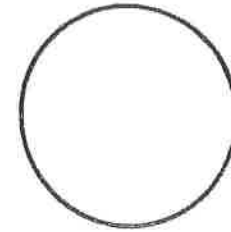

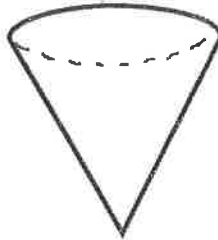
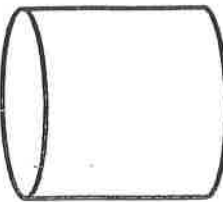

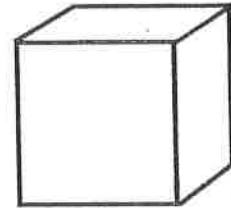
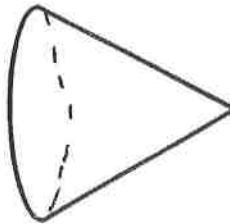

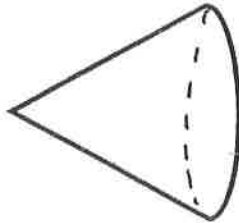
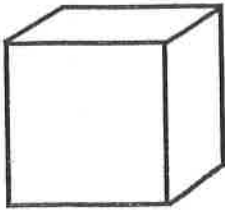
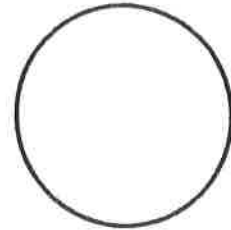
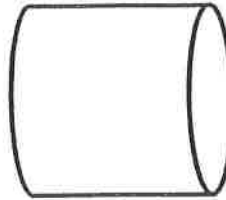
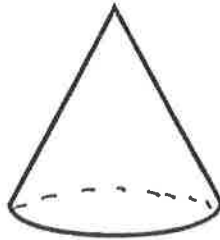
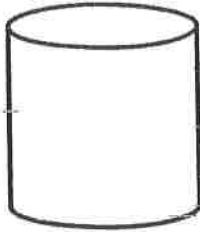

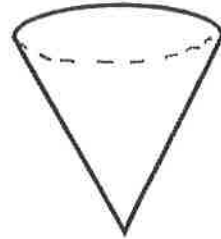
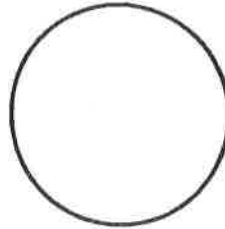
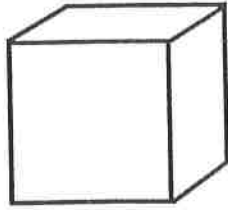


Sphere
BLUE



Cube
GREEN



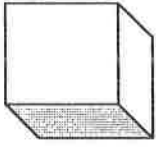
Cylinder
ORANGE



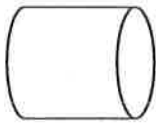
Name: _____

Day 12

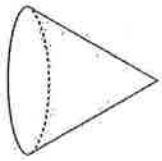
cube



magazine shape
cylinder



cone / or draw and label
cone



sphere



Name _____

Statue of Liberty




This lady stands in New York Harbor. She is as tall as a skyscraper. She is 151 feet tall. She stands for freedom.

She was a gift for America's 100th birthday. The people of France gave her to us. Lady Liberty was made by Frederic Bartholdi.

She is made of copper like a penny.
She is not brown like a penny.
The Statue of Liberty is old.
Copper turns green when it is old.

Lightly color the penny brown



Now add green splotches. The green is called patina. Green copper is old copper.

look for the answer ↑

74 words

The statue is made of _____

She was a gift from _____

She is _____ feet tall.




Name _____

Kindergarten
NTI Packet
Day 13





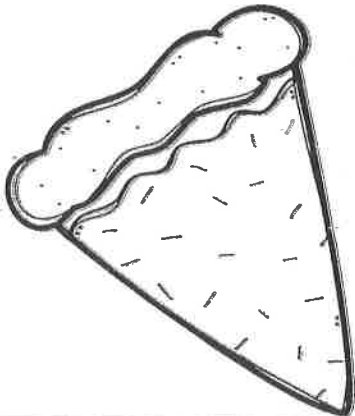



Read, Find,

Name _____

Color




Read the digraph in the magnifying glass. Color only the pictures that have that digraph sound.




Read, Find,

Name _____

Color




Read the digraph in the magnifying glass. Color only the pictures that have that digraph sound.



Name _____

Date _____


Day 13



Name _____

Date _____

Day 13



Name _____

Reading / plants
Comprehension

What Plants Need

.....

Plants need many things to grow.

First, they need soil. They also need air. We need air, too! Plants need the sun. Sun helps them grow. Plants need water. We need water, too! These are things that plants need to grow.



Draw or write three things that plants need:

1.

2.

3.

1. What is this story about? _____

2. What do plants and people need?

3. Plants need _____.
 the sun
 flowers
 a home

4. I know that we can eat:
 all plants
 some plants
 no plants

Name _____

Kindergarten
NTI Packet
Day 14

Fill in the blanks. Then copy the word under the correct blend.

Name _____

Blends - p/bl


Day 14

pl

Plug

bl


Fill in the blanks



plug



___ood




___anet



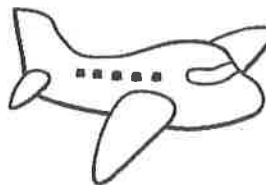
___ender



___ant



___ocks



___ane



___anket

Name _____







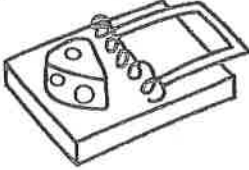

Blends - tr/cl

Day 14

tr


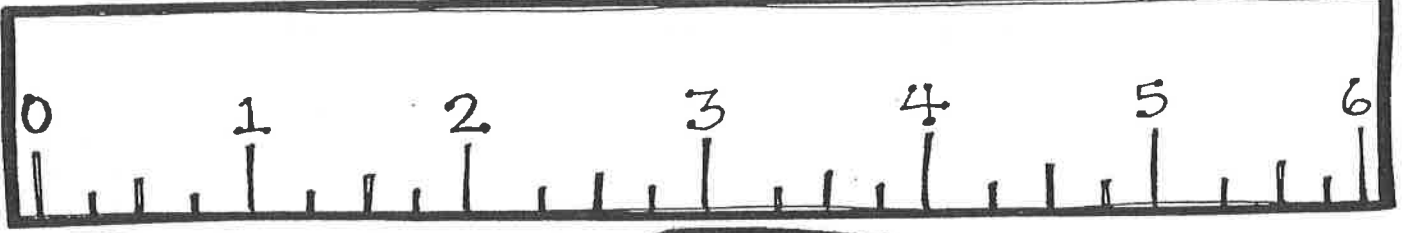
tree

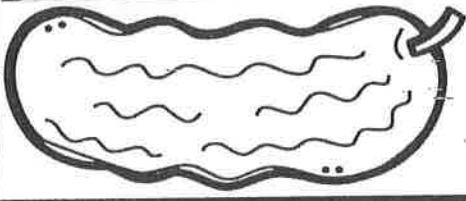

cl

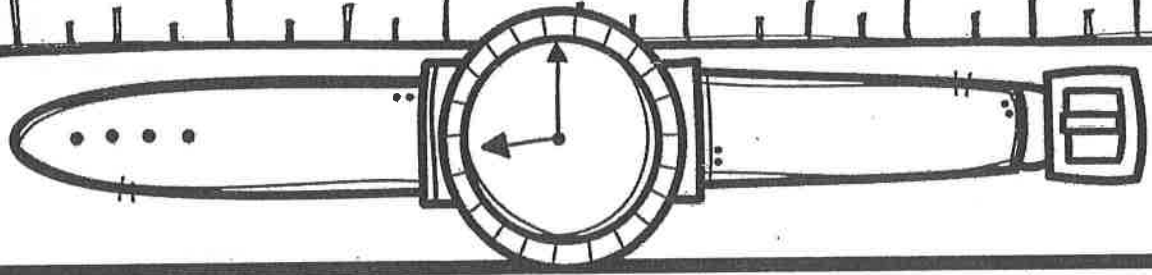
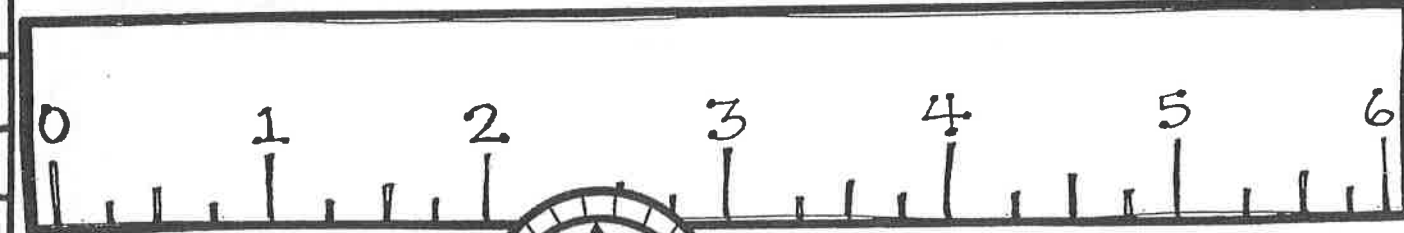
 t r ee	 _ _ u ck	 _ _ ub	 _ _ _ oud
 _ _ _ iff	 _ _ _ o ck	 _ _ _ ap	 _ _ _ ain


Name: _____

Day 14 Measuring




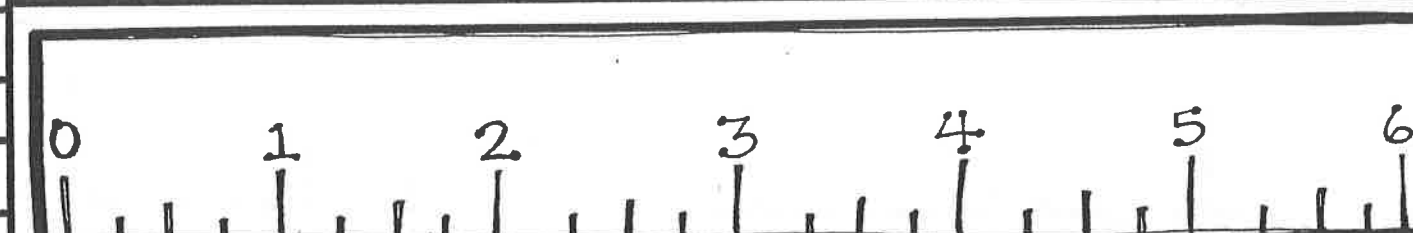
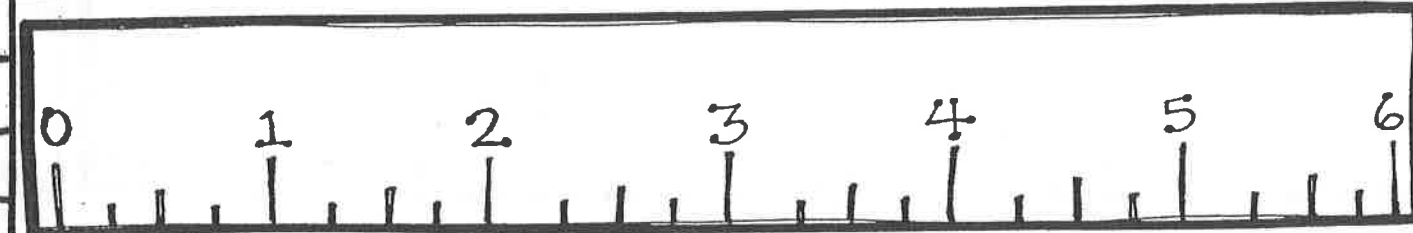
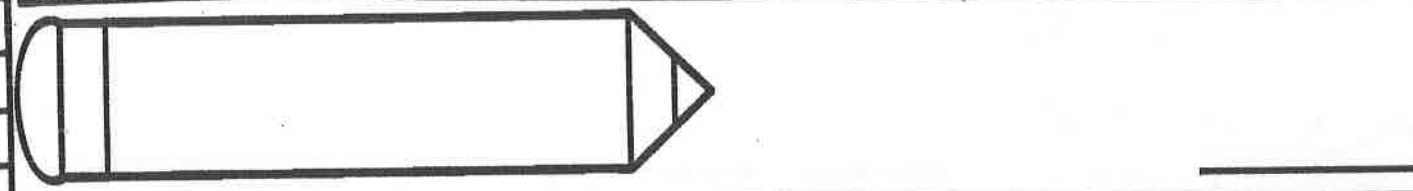
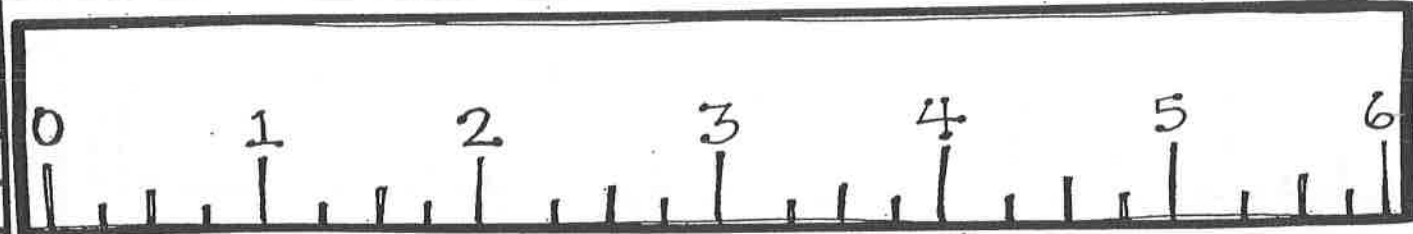

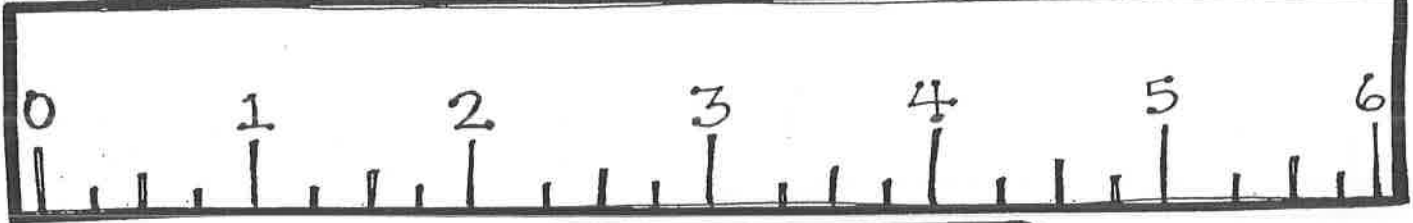






Name: _____

Day 14 pencil Measuring



K - Day 14

Name _____

COMMUNITY HELPERS

Circle the correct answer for each question.

1. What kind of things does this community helper do?

Gives
shots

Fixes
cars

Drives a
fire
truck

2. Where might this community helper work?

School

Zoo

Post
Office

3. What does this community helper do at their job?

Helps
animals

Puts out
fires

Helps sick
people

Helps
children
learn

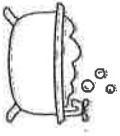
4. What is the name of this community helper?



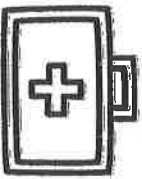
Name _____

Kindergarten
NTI Packet
Day 15

STAMP THE MISSING LETTER



	u	b
--	---	---



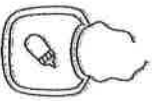
k	i	
---	---	--



s	u	
---	---	--




h		g
---	--	---



b		b
---	--	---



	u	g
--	---	---



b		g
---	--	---



p		n
---	--	---



	e	t
--	---	---



	a	t
--	---	---



	u	t
--	---	---



	a	t
--	---	---



s	u	
---	---	--

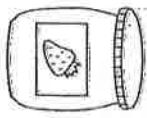


c	u	
---	---	--



w	i	
---	---	--

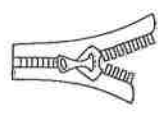
STAMP THE MISSING LETTER



j		m
---	--	---



d	i	
---	---	--




z	i	
---	---	--



p		p
---	--	---



m	a	
---	---	--



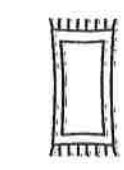
f		x
---	--	---



c		n
---	--	---



	e	b
--	---	---



	u	g
--	---	---



p	i	
---	---	--



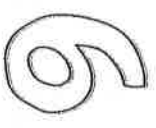
	a	m
--	---	---



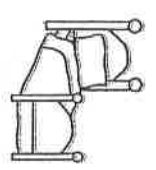
	i	g
--	---	---



	o	t
--	---	---



s		x
---	--	---




b	e	
---	---	--

Name _____

Frog School Subtraction

Day 15



Directions: Use the number line to find the difference. Write your answer.

1	2	3	4	5	6	7	8	9	10
---	---	---	---	---	---	---	---	---	----

$$\begin{array}{r} 2 \\ - 1 \\ \hline \end{array}$$

$$\begin{array}{r} 5 \\ - 2 \\ \hline \end{array}$$

$$\begin{array}{r} 7 \\ - 4 \\ \hline \end{array}$$

$$\begin{array}{r} 10 \\ - 3 \\ \hline \end{array}$$

$$\begin{array}{r} 6 \\ - 3 \\ \hline \end{array}$$

$$\begin{array}{r} 4 \\ - 2 \\ \hline \end{array}$$

$$\begin{array}{r} 10 \\ - 5 \\ \hline \end{array}$$

$$\begin{array}{r} 9 \\ - 4 \\ \hline \end{array}$$

$$\begin{array}{r} 7 \\ - 3 \\ \hline \end{array}$$

$$\begin{array}{r} 8 \\ - 4 \\ \hline \end{array}$$

$$\begin{array}{r} 9 \\ - 3 \\ \hline \end{array}$$


$$\begin{array}{r} 3 \\ - 1 \\ \hline \end{array}$$

Name _____

Day 15

Frog School Subtraction

Directions: Use the number line to find the difference. Write your answer.



1	2	3	4	5	6	7	8	9	10
---	---	---	---	---	---	---	---	---	----

$$\begin{array}{r} 8 \\ - 6 \\ \hline \end{array}$$

$$\begin{array}{r} 6 \\ - 5 \\ \hline \end{array}$$

$$\begin{array}{r} 3 \\ - 0 \\ \hline \end{array}$$

$$\begin{array}{r} 10 \\ - 4 \\ \hline \end{array}$$

$$\begin{array}{r} 4 \\ - 1 \\ \hline \end{array}$$

$$\begin{array}{r} 9 \\ - 5 \\ \hline \end{array}$$

$$\begin{array}{r} 5 \\ - 3 \\ \hline \end{array}$$

$$\begin{array}{r} 7 \\ - 2 \\ \hline \end{array}$$

$$\begin{array}{r} 2 \\ - 2 \\ \hline \end{array}$$


$$\begin{array}{r} 4 \\ - 3 \\ \hline \end{array}$$

$$\begin{array}{r} 8 \\ - 3 \\ \hline \end{array}$$

$$\begin{array}{r} 6 \\ - 4 \\ \hline \end{array}$$


Reading Comprehension

Name: _____



Directions: Read the text 3 times and color the snowflakes.

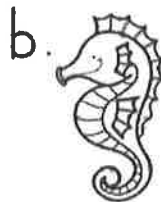
I see a moose.
The moose is a big animal.
They like to eat plants.
You have to go to the mountains
to see the moose.



1. I see a _____ .

2. What do they like to eat?

3. Which one is a moose?



Name _____

Kindergarten
NTI Packet
Day 16

Name: _____

Day 16


1-4

Sentence REPAIR SHOP

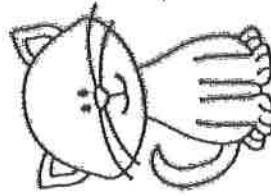
this

Rewrite the sentences by putting the words in the correct order.


hat. This a is _____



This a is cat. _____



a is mat. This _____



Copyright © 1999 Scholastic Teaching Resources

Name: _____

Day 16

Sentence REPAIR SHOP


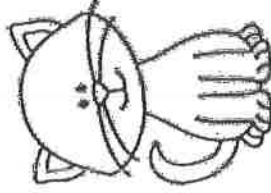
see

Rewrite the sentences by putting the words in the correct order.

see I dog. a _____

cat. see a I _____

I hat. see a _____



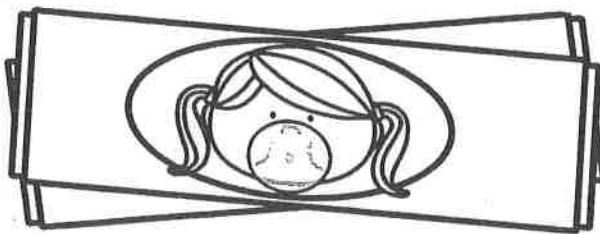
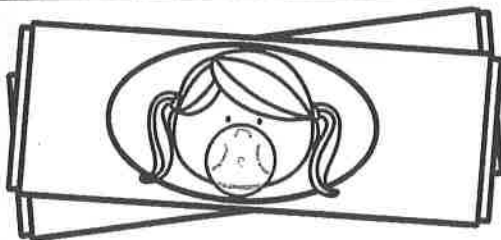
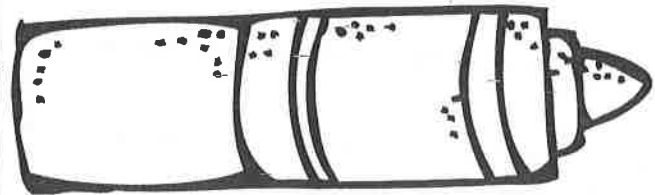
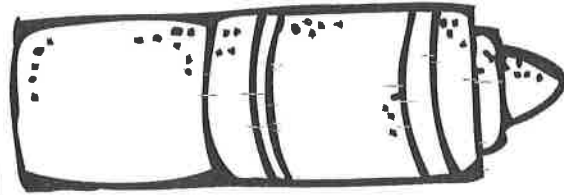


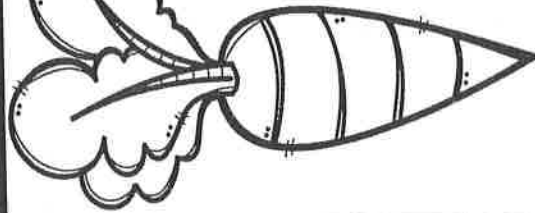

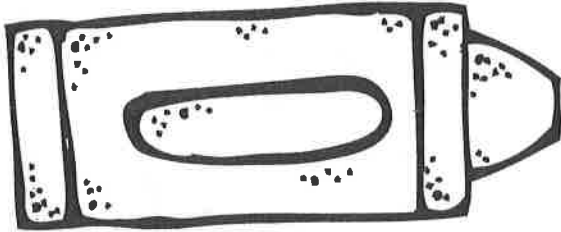
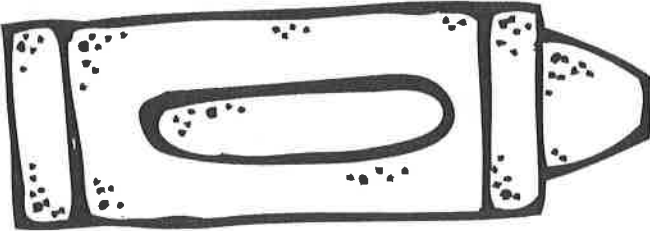
Copyright © | weel'fabour'zet

Name: _____

Day 16


l o n g e r

circle the longer object.



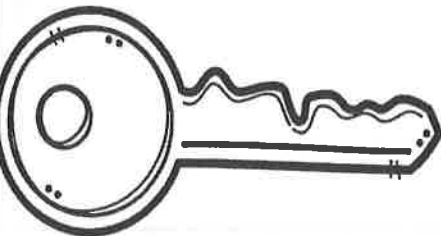
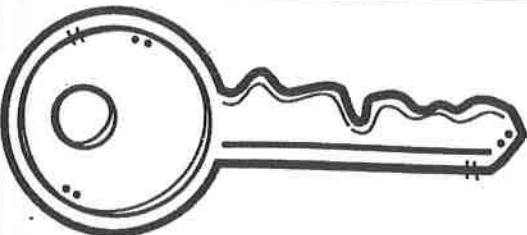





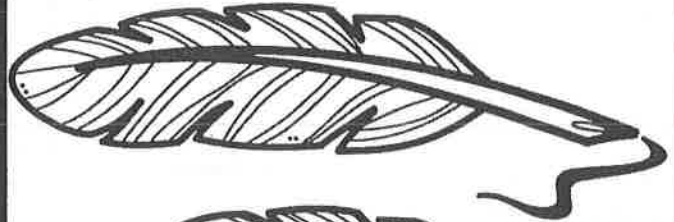


Draw something longer than a pencil

Name: _____



Day 16 Shorter

circle the shorter object.



Draw something shorter than a pencil

Name: _____

Date: _____

Community Helpers Comprehension: Farmer

Farmers are community helpers who work in rural areas. Farmers grow fruits and vegetables. Farmers also grow grains such as wheat to make bread, raise chickens and pigs for meat, and raise cows to get milk for dairy products such as yogurt, butter, and ice cream. They sell the food they grow to the markets. People then go to the market to buy the food.



1. How do farmers help the community?

2. What do farmers grow?

3. What kind of foods are made from milk?

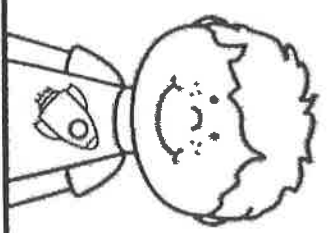
Name _____

Kindergarten
NTI Packet
Day 17

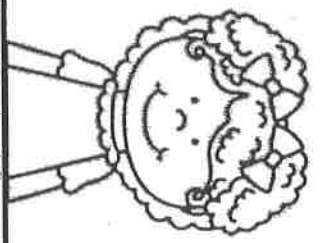
Sentence REPAIR SHOP

Rewrite the sentences by putting the words in the correct order.


am I a boy.




girl. am I a



I dog. a am




Copyright © Twinkl Limited 2020



Sentence REPAIR SHOP

Rewrite the sentences by putting the words in the correct order.

see frog. the I



the see dog. I



I the see log.



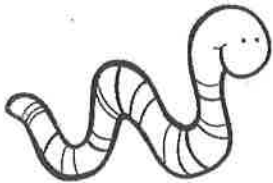

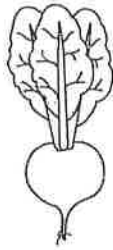
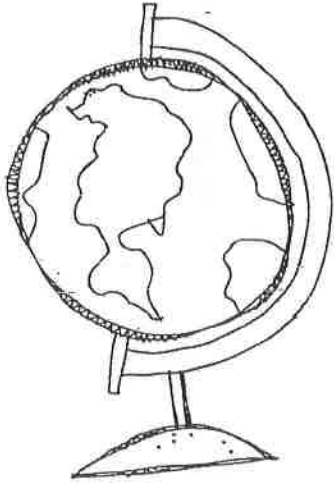




WHAT IS HEAVIER?

Name _____

Day 17

Look at the two pictures in each box. Color the picture that is heavier.






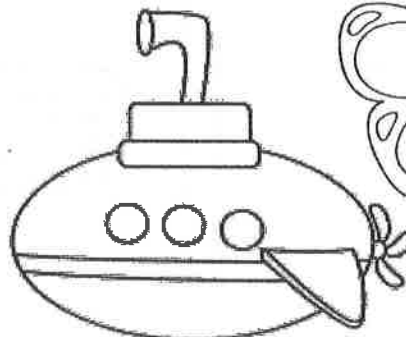
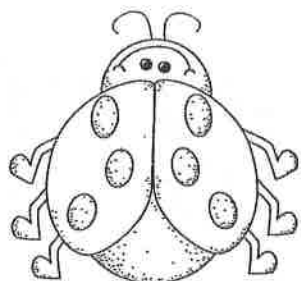
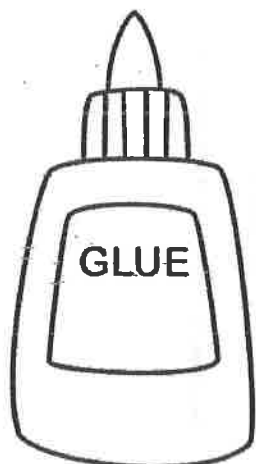


Comparing

Name _____

OBJECTS BY WEIGHT

Day 17

Look at the two pictures in each box. Color the picture that is lighter.



Name: _____

Reading Comprehension

Direction: Color the leaves everytime you read the text.



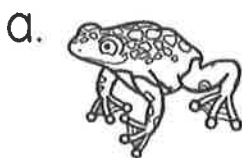
I have a pet lizzard.
Her name is Izzy.
Izzy is small and green.
Izzy likes to eat flies.

1. What pet do I have?

- a. a lizzard.
- b. a dog.
- c. a rabbit.

2. Izzy is _____ and _____.

3. What does Izzy like to eat?



c.



Name _____

Kindergarten
NTI Packet
Day 18

Name: _____

Drawing

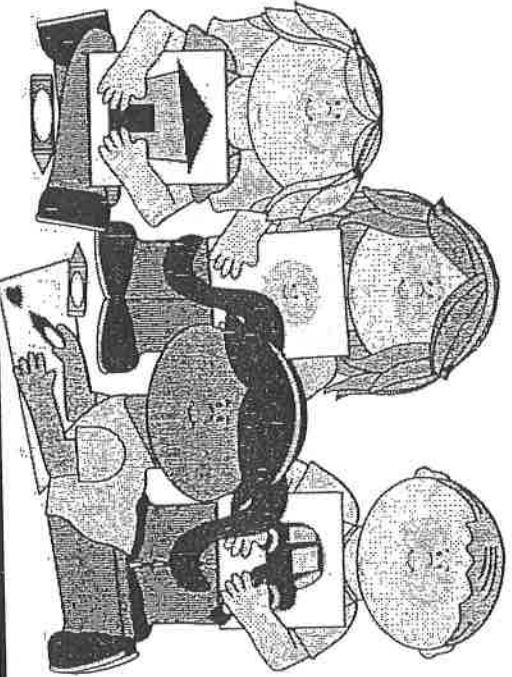
The kids love to draw.

Jack draws a car.

Jen draws a house.

Jill draws a circle.

Sara draws a heart and a sun.



1. Who loves to draw?

- a. The kids
- b. Emma
- c. Lisa



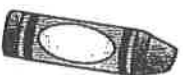
2. Jack draws a _____.

- a. ball
- b. circle
- c. car



3. Jill draws a _____.

- a. circle
- b. heart
- c. sun



Name: _____

Day 18

Reading Comprehension

Apple Picking

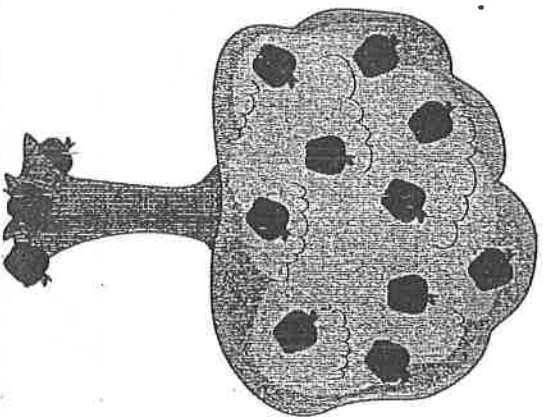

I like to pick apples.

There are red apples

and green apples.

I like red apples the best.

I pick ten apples.

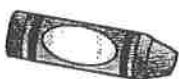


1. What do I like to do?

a. run

b. jump

c. pick apples

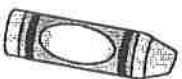


2. What colors are the apples?

a. red and blue

b. red and green

c. green and yellow

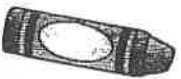


3. How many apples did I pick?

a. seven apples

b. nine apples

c. ten apples



Day 18

Name _____


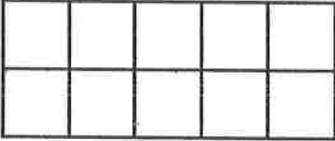

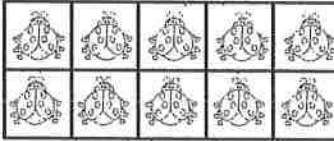
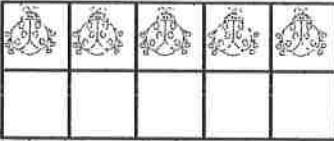

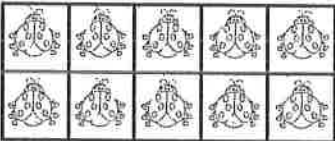


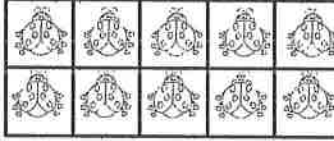
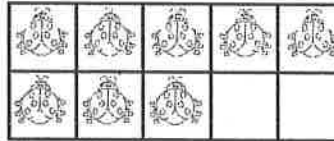

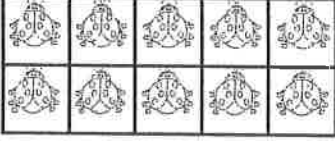


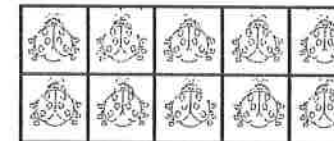
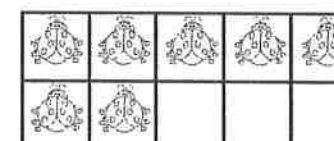

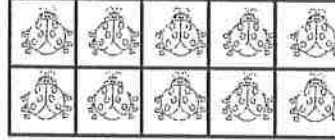


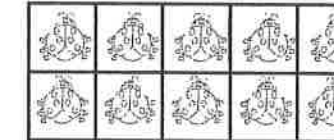


Blank Hundred Chart

Name _____

Day 18

Spring Ten Frames

Count and write the number in the box.

Name _____

Kindergarten
NTI Packet
Day 19

Name: _____

Reading Comprehension


Playing in the Snow

Ben loves winter.

He can play in the snow.

He will play with Sam.

They will have so much fun!



1. Ben loves _____.

a. fall

b. winter

c. summer



2. He can play in _____.

a. the snow

b. the park

c. the pond



3. Ben will play with _____.

a. Matt

b. Max

c. Sam



Name: _____


Day 19
Reading Comprehension

Reading

I am Bradd and I love to read.

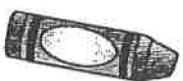
I like to read a book with my friends.

We like to read a book about puppies.



1. Who loves to read?

- d. Ben
- b. Bradd
- c. Jen



2. I like to read a book with _____.

- a. my friends
- b. my mom
- c. my dad



3. We read a book about _____.

- a. Kittens
- b. cubs
- c. puppies



Jason has 3 small balls and 4 big balls. How many balls does he have in all?

There are 5 girls and 3 boys in the bus. How many kids are there altogether?

There are 4 apples in a basket. 2 more are added. How many apples are there now?

Harry ate 6 candies. Jake ate 2 fewer candies than Harry. How many candies did Jake eat?

Oliver has 9 marbles. He has 2 more marbles than Ethan. How many marbles does Ethan have?

There are 8 birds sitting on a tree. 3 birds fly away. How many birds are left on the tree?

Name _____

Kindergarten NTI Packet Day 20

Name: _____

Reading Comprehension



Playing Soccer


Emmd loves soccer.

Emmd will play with

her friends.

Emmd can run fast and

kick the ball into the net.



1. Who loves soccer?

d. Jennad

b. Emmd

c. Lisd

2. Emmd will play with _____.

d. his friends

b. her friends

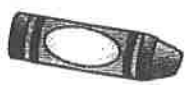
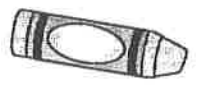
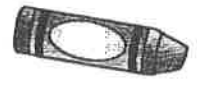
c. Mat

3. Emmd can _____.

d. jump high

b. run fast

c. hop



Name: _____

Reading **Comprehension**

Day 20


At the Farm

I went to the farm
with my family.

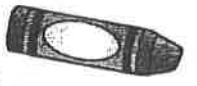
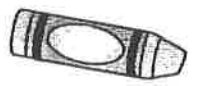
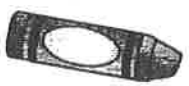
I saw a big horse at the farm.

The horse was brown.

The horse can run fast.



1. I went to the _____.
a. farm
b. park
c. zoo
d. zoo
2. I saw a big _____.
a. cat
b. horse
c. fish
3. The horse can _____.
a. run fast
b. hops
c. lay eggs









Name _____

Day 20

How Tall Is It?

Color the correct number of blocks to show how tall an object is. Color the pictures.




Name _____

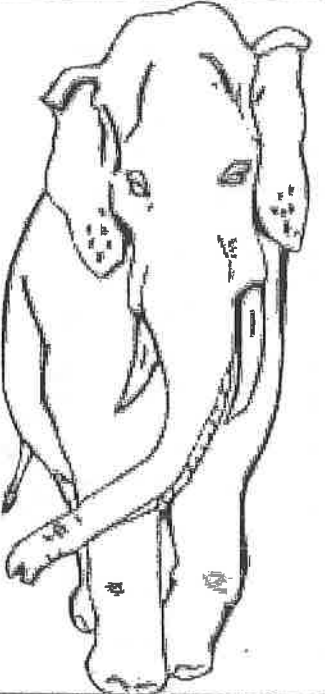
Day 20

How Tall Is It?


Color the correct number of blocks to show how tall an object is. Color the pictures.




A vertical bar with 10 empty square blocks on the left. A horizontal line is drawn across the bar at the 3rd block from the top. To the right of the bar is a line drawing of a duck wearing a hat, standing in water. The duck's height reaches the 3rd block.




A vertical bar with 10 empty square blocks on the left. A horizontal line is drawn across the bar at the 10th block from the top. To the right of the bar is a line drawing of a pig standing on its hind legs. The pig's height reaches the 10th block.



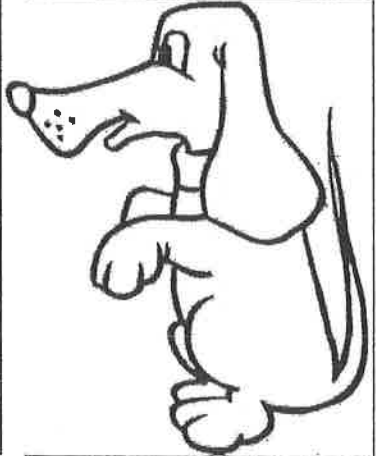
A vertical bar with 10 empty square blocks on the left. A horizontal line is drawn across the bar at the 7th block from the top. To the right of the bar is a line drawing of a bird of prey standing. The bird's height reaches the 7th block.



A vertical bar with 10 empty square blocks on the left. A horizontal line is drawn across the bar at the 6th block from the top. To the right of the bar is a line drawing of a rabbit holding a carrot. The rabbit's height reaches the 6th block.



A vertical bar with 10 empty square blocks on the left. A horizontal line is drawn across the bar at the 10th block from the top. To the right of the bar is a line drawing of a rabbit standing on its hind legs, holding a carrot. The rabbit's height reaches the 10th block.



A vertical bar with 10 empty square blocks on the left. A horizontal line is drawn across the bar at the 4th block from the top. To the right of the bar is a line drawing of a dachshund dog sitting. The dog's height reaches the 4th block.