

We Need Fresh Water

by Linda Ruggieri



Our planet is Earth. Water covers most of our planet. Almost all of that water is salt water. Salt water is very salty. People, animals, and plants need fresh water to live. Fresh water is not salty.

Name: _____ Date: _____

1. What does the text say covers most of our planet?

- A. dirt
- B. water
- C. salt

2. This text describes fresh water and salt water. Which type of water covers most of our planet?

- A. Dirty water covers most of our planet.
- B. Salt water covers most of our planet.
- C. Fresh water covers most of our planet.

3. People, animals, and plants need fresh water to live. What does this information tell us about why it is so important to use fresh water carefully?

- A. If we waste our fresh water, people, animals, and plants could die.
- B. If we waste our fresh water, we will not be able to go swimming.
- C. If we waste our fresh water, people will need to move to the ocean.

4. What is the main lesson of "We Need Fresh Water"?

- A. Never waste fresh water because we need it to live.
- B. It is okay to waste salt water.
- C. Fresh water can be found in rivers, lakes, and streams.

5. What do people use to pump underground water to the surface?

To pump underground water to the surface, people use



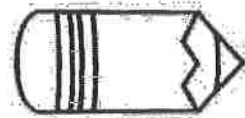
Which Punctuation Mark?

Name: _____

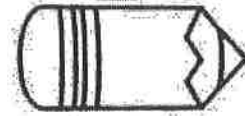
Read each sentence and write the correct punctuation mark inside each pencil.

. = period **?** = question mark **!** = exclamation mark

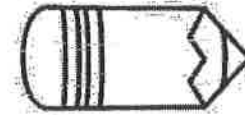
Can I help you



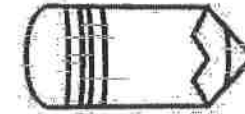
We are friendly



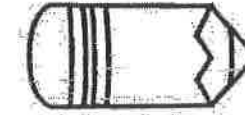
How are you



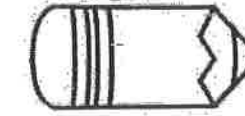
We are having a party



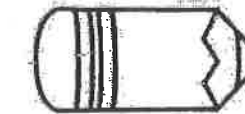
She is so pretty



What is your name



I'm getting a new puppy



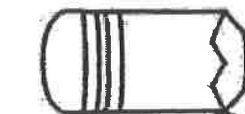
Do you like to sing



What time is it



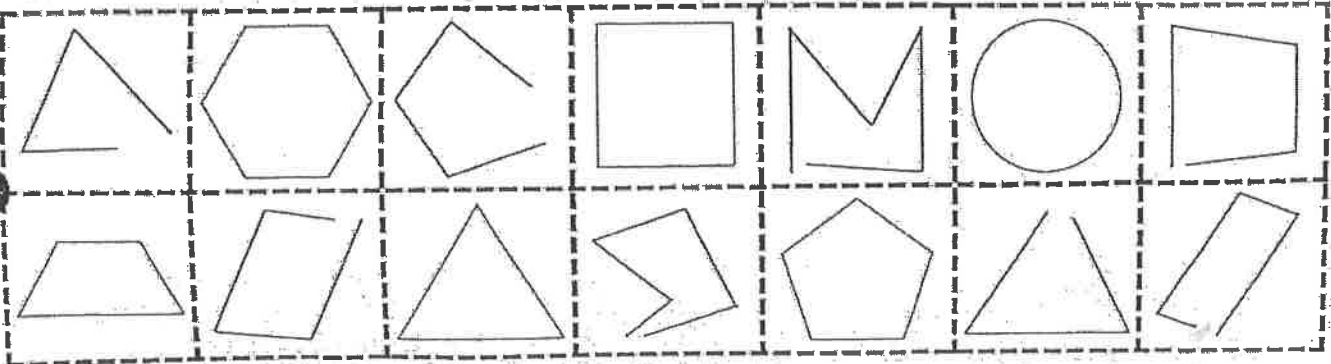
I see a mug



Name _____

Shape Sort

CLOSED	NOT CLOSED

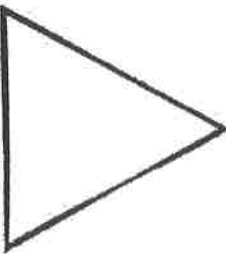
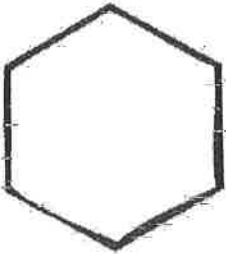
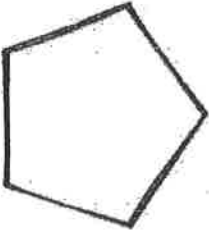



Name: _____

Date: _____

Shopper if UPI

Match the name of the shape to the correct picture.



circle

triangle

square


rectangle

pentagon

hexagon

Meet a Mole

by Susan LaBella



A mole is a small, furry animal. It has little eyes and does not see well. A mole has short front legs. Its paws have strong claws on them.

A mole spends most of its time under the ground. The mole digs a burrow there. The burrow can have many tunnels. The mole digs tunnels by pushing dirt with its strong front claws. Moles can dig long tunnels quickly.

Moles like to eat earthworms and bugs. Sometimes, moles dig a special area near their tunnels. They catch earthworms and keep them in that area. Later, the moles eat those earthworms.

Name: _____ Date: _____

1. Where does a mole make its burrow?

- A. in bushes and trees
- B. under the ground
- C. in rivers and streams

2. How are moles described in this text?

- A. Moles are small and furry, and they have short front legs.
- B. Moles are big, dark, and sneaky.
- C. Moles are long, slimy, and nearly blind.

3. What part of the text explains why it is not important for a mole to see well?

- A. A mole spends most of its time under the ground.
- B. The mole digs tunnels by pushing dirt with its strong front claws.
- C. Moles like to eat earthworms and bugs.

4. What is "Meet a Mole" mainly about?

- A. the characteristics of moles
- B. what moles eat
- C. how moles make burrows

5. What do moles like to eat?

Moles like to eat

Handwriting practice lines for question 5, consisting of two sets of three horizontal lines (top solid, middle dashed, bottom solid).

6. What did you learn from "Meet a Mole"?

Handwriting practice lines for question 6, consisting of two sets of three horizontal lines (top solid, middle dashed, bottom solid).

Name _____

Catch My Mistake

Read the sentence and circle the mistakes.

do you wnt two go outside and pla.

Write the sentence correctly.


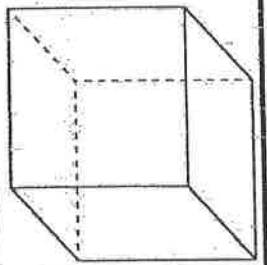
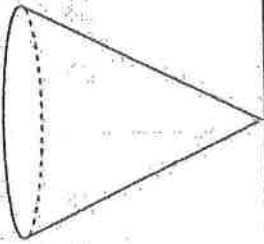
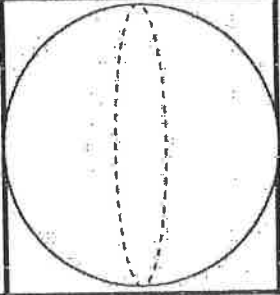
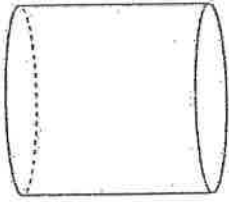
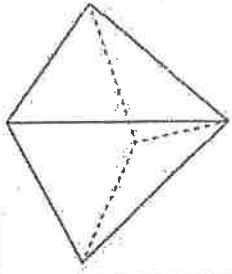
Draw a picture to illustrate the sentence.

Name: _____

Date: _____

Shape if UPI

Match the name of the shape to the correct picture.



sphere

cube

cone

cylinder


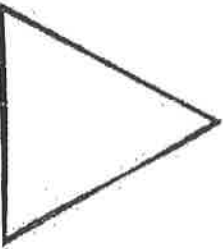


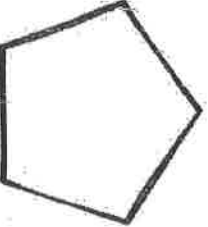
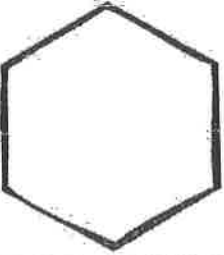
rectangular
prism

pyramid

Name: _____


Date: _____

2-D Shapes

 circle	 triangle	 square	 rectangle	 pentagon	 hexagon
----- sides	----- sides	----- sides	----- sides	----- sides	----- sides
----- corners	----- corners	----- corners	----- corners	----- corners	----- corners

Terrific Toucans

by Kate Paixão



Toucans are noisy birds. They live in the tropical rain forest.

Toucans have black feathers and large orange beaks. They use their big beaks to eat fruit. They also eat eggs and insects.

Toucans live in small flocks, or groups. Baby toucans have small beaks. As the toucans grow bigger, their beaks grow bigger too.

Some people like to keep toucans as pets. But the best home for a toucan is in the rain forest.

Name: _____ Date: _____

1. Where is the best place for a toucan to live?

- A. your home
- B. the ocean
- C. the tropical rain forest

2. How does this text describe toucans?

- A. Toucans are pretty. They have colorful feathers and big wings.
- B. Toucans are noisy. They have black feathers and large orange beaks.
- C. Toucans are grumpy. They have black eyes and giant feet.

3. Toucans probably like to be around other toucans.

Which information from the text shows us this is true?

- A. Toucans eat fruit, eggs, and insects.
- B. Toucans live in small groups.
- C. As the toucans grow bigger, their beaks grow bigger too.

4. What is "Terrific Toucans" mainly about?

- A. animals that live in the rain forest
- B. the characteristics of toucans
- C. what toucans look like

5. What do we call the groups that toucans live in?

The groups that toucans live in are called

6. What did you learn from "Terrific Toucans"?

Sunny Sentence

Name _____

Color the sentence.

I like to go for a
walk in the sun.

Trace the sentence.

I like to go for a
walk in the sun.

Write the sentence.

Glue the sentence.

go

I

to

like

the

a

for

in

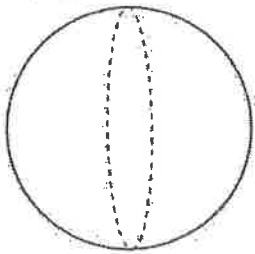
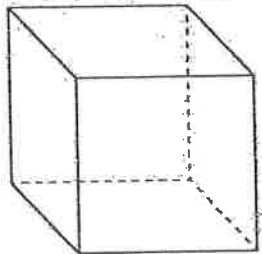

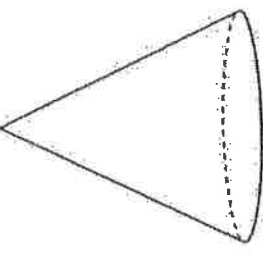
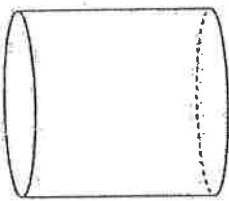
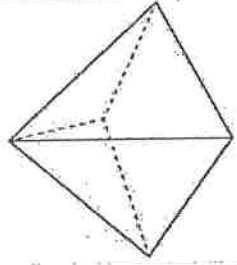
walk

sun.

Name: _____


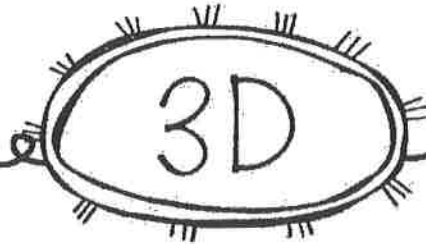
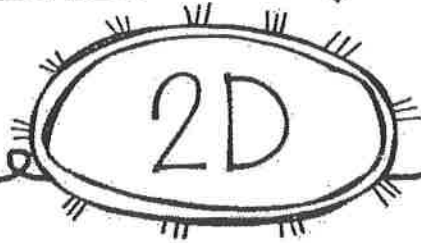
Date: _____

3-D Shapes

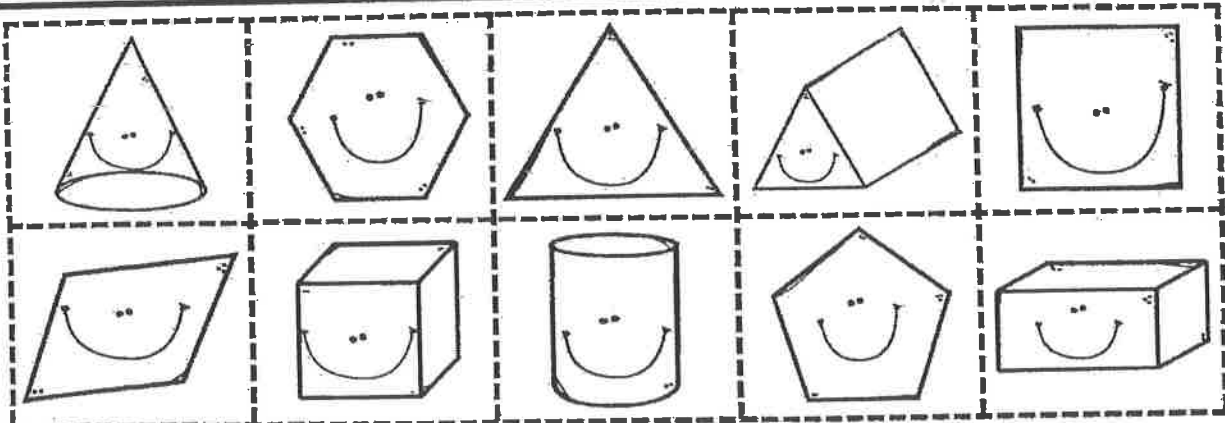
					
sphere	cube	rectangular prism	cone	cylinder	pyramid
faces	faces	faces	faces	faces	faces
edges	edges	edges	edges	edges	edges
vertices	vertices	vertices	vertices	vertices	vertices

Name: _____


2D & 3D Sort



© My Teacher's Pet



The Golden Gate Bridge



Golden Gate Bridge

The Golden Gate Bridge is a bridge in San Francisco, California. It is very well known. It is known for being beautiful. And it's known for its bright color... orange!

This bridge is in an area where earthquakes can happen. Bridges and buildings can fall down during earthquakes. So the Golden Gate Bridge was built to be very strong.

The bridge has towers that go into the water. Big steel ropes connect the towers. And more steel ropes go from those ropes to the roadway. So the bridge hangs over the water!

Name: _____ Date: _____

1. What is the Golden Gate Bridge well known for?
 - A. that it hangs over the water
 - B. its bright orange color
 - C. that it is in San Francisco

2. How does this text describe the Golden Gate Bridge?
 - A. an area where earthquakes can happen
 - B. a long bridge that goes over water
 - C. a very well known bright orange bridge in San Francisco

3. San Francisco, California can have earthquakes. What part of the passage shows us that this is true?
 - A. "Bridges and buildings can fall down during earthquakes."
 - B. "The bridge has towers that go into the water."
 - C. "This bridge is in an area where earthquakes can happen."

4. What is "The Golden Gate Bridge" mostly about?

- A. earthquakes in San Francisco
- B. big steel ropes that make the bridge strong
- C. characteristics of the Golden Gate Bridge

5. What does the Golden Gate Bridge hang over?

The Golden Gate Bridge hangs over _____

6. What did you learn from "The Golden Gate Bridge"?

Name: _____ Date: _____

1. i lik tu play at tha park

2. mi brother iz 9 years old

3. dib yuu go To the paRk

Name: _____


2D Shape Match



Match the everyday objects to the 2D shapes.

Circle	Square	Rectangle	Triangle


© My Teaching Pal



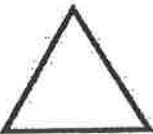



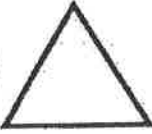


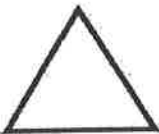




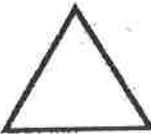
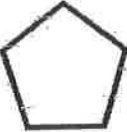






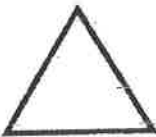






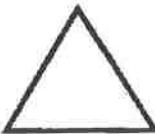









Name: _____

Tallying Shapes

Count and tally the shapes.



Shape	Tally
	
	
	
	
	

Earthworms Do Good Work

by ReadWorks




Photo Credit: Earthdirt

Earthworms live underground. Do you know how wiggly worms help plants?

Earthworms dig tunnels in the dirt. The tunnels help bring air and water into the dirt. That keeps the dirt wet and healthy.

Earthworms eat dirt and leaves as they make tunnels. They leave their droppings in the dirt. Those droppings help the dirt stay healthy. Plants grow well in healthy dirt.

Some people buy earthworms to put in their gardens. Those people want to keep the dirt healthy!

Name: _____ Date: _____

1. What lives underground, is wiggly, and helps plants grow?

- A. grubs
- B. birds
- C. earthworms

2. What does this passage want you to know about earthworms?

- A. Earthworms do good work because they help plants grow.
- B. Earthworms are slimy and disgusting. Never touch them.
- C. Earthworms are bad for your garden because they eat your plants.

3. Earthworm tunnels and droppings keep dirt wet and healthy. Plants grow well in healthy dirt. What does this information tell us about what plants need to grow?

- A. Plants need to eat earthworm droppings to grow.
- B. Plants take in water and other things from the dirt to grow.
- C. Plants need to eat earthworms to grow.

4. What is the main lesson in "Earthworms Do Good Work"?

- A. Earthworms keep dirt healthy, which helps plants grow.
- B. Earthworms live underground and they eat dirt and leaves.
- C. Earthworms are dangerous, especially to plants and people.

5. What do earthworms make that help bring air and water into dirt?

Name: _____ Date: _____


1. do yu want to goe wit me

2. i am going to Pley at the park


3. mi friends r so Nice

Name: _____

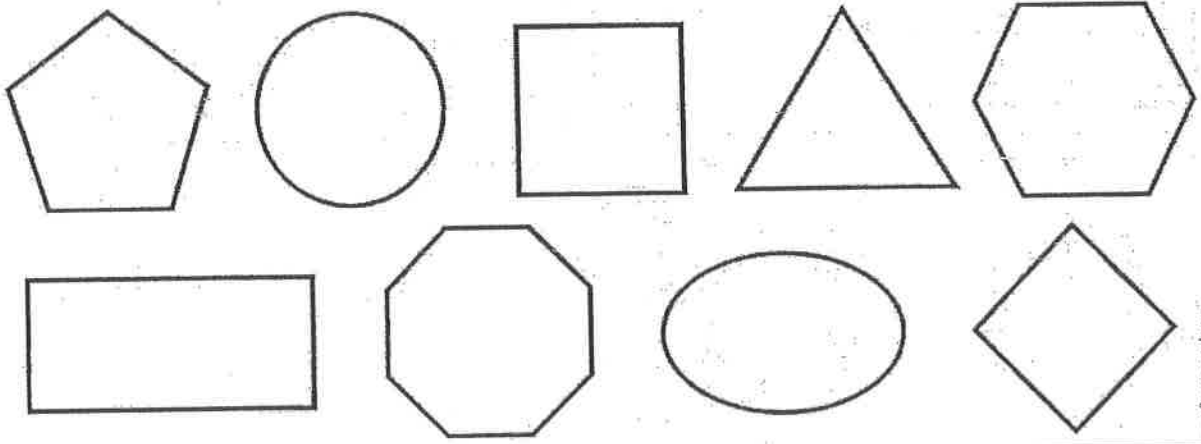
Shape Robot



Create a robot using 2D shapes.




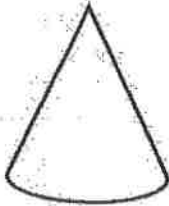

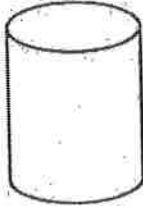

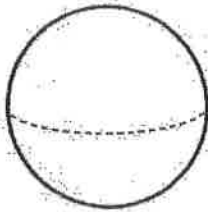

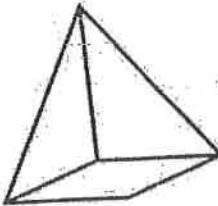



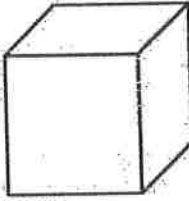

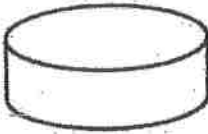

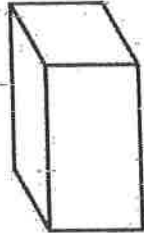

Color the shapes that you used:



Name: _____

3D Names




			
			
			
			



- cylinder
- pyramid
- cone
- cube
- triangular prism
- cylinder
- sphere
- rectangular prism

Our President Lives in the White House

by ReadWorks



Washington, D.C., is the capital of the United States of America. The White House is in Washington, D.C.

The president and the president's family live in the White House. The president's pets live there too.

The White House has 132 rooms. It has 35 bathrooms.

It has a swimming pool and a movie theater.

The White House has a special office. It is called the Oval Office. The president works in the Oval Office.

The White House has a lot of color. It has a room named the Blue Room where the president meets many of his guests. It also has a Green Room and a Red Room! Both rooms are sitting rooms usually used to welcome guests or to celebrate an event.

Name: _____ Date: _____

1. Who lives in the White House?

- A. the president and the president's family and pets
- B. actors and actresses from famous movies
- C. nobody

2. What building does this passage describe?

- A. the Empire State Building
- B. the Lincoln Memorial
- C. the White House

3. The White House has 132 rooms including a swimming pool, movie theater, Oval Office, and Blue Room. What does this information tell us about who uses the White House?

- A. The White House is only used as a home for the president.
- B. The White House is only a building where people go to work.
- C. The White House is used for many things, including work and as a home.

4. What is "Our President Lives in the White House" mostly about?

- A. the capital of the United States of America
- B. the president of the United States of America
- C. the White House and its rooms

5. Where is the White House?

Handwriting practice lines consisting of a solid top line, a dashed middle line, and a solid bottom line.

6. What did you learn from "Our President Lives in the White House"?


Handwriting practice lines consisting of a solid top line, a dashed middle line, and a solid bottom line.

I Can Write Sentences



Name: _____

Use the picture and Word Bank to write your own sentences.



WORD BANK

hungry stands eats

The frog is _____


The frog _____ the fly.

The turtle _____ on
the log.

Name: _____



Tally It Up



Count the tally marks.

/ / /	
-------------	--

/ / /	
-------------	--

/ /	
--------	--

--	--

/	
---	--

/	
---	--

/ / / /	
------------------	--

/ / / /	
------------------	--

/ /	
--------	--

/ / /	
-------------	--

/ /	
--------	--

/ / / / /	
-----------------------	--

/ / /	
-------------	--

/ / /	
-------------	--

/ /	
--------	--

/ / / /	
------------------	--


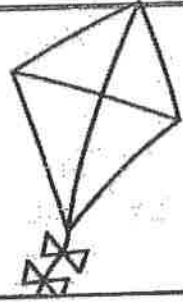
/ / / /	
------------------	--




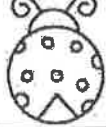
/	
---	--

Name: _____

Tally Chart

Count and tally the pictures.



George Washington



Painting of George Washington

George Washington was a very important man. He was the United States' first president.

George Washington was a leader in the American Revolutionary War. American colonists fought against the British in that war. The American colonists won. So they made a new country called the United States of America.

George Washington became president of this new country. He was president for eight years. After he was done, he moved to Virginia. When he died, many people were very sad. They remembered the president as a great leader.

Name: _____ Date: _____

1. Who was George Washington?

- A. the leader of the British army
- B. the founder of Google
- C. the United States' first president

2. This text gives a sequence of events in George Washington's life. What did Washington do first?

- A. move to Virginia
- B. lead in the American Revolutionary War
- C. serve as president of the United States of America

3. George Washington stopped being president of America *before* he died. What part of the passage tells us that this is true?

- A. "He was president for eight years. After he was done, he moved to Virginia."
- B. "When he died, many people were very sad."
- C. "They remembered the president as a great leader."

4. What is "George Washington" mostly about?

- A. the American Revolutionary War
- B. George Washington's death
- C. George Washington's life


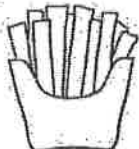

5. Who did the American colonists fight against in the American Revolutionary War?

In the American Revolutionary War, American colonists fought against the _____.

Name: _____


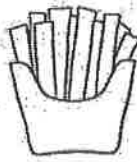
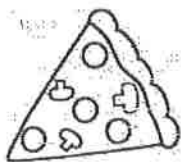


Favorite Fast Food

Food	People
Pizza 	
Fries 	
Burger 	

© My Teaching Pal


Total



1. Which food was most popular? _____
2. Which food was least popular? _____
3. How many people chose fries? _____
4. How many more people chose fries than pizza? _____

Name: _____

Heart Graphing






1. Count






© My Teaching Pal

3. Graph


		

2. Tally

Legend of Betsy Ross

by Justin Moy



Who made the first United States flag? No one knows for sure. There is a legend about a woman named Betsy Ross. The legend says that she made the first flag. A legend is a popular story that people tell others. It is usually about a person, but the story may not be true. Here's the legend of Betsy Ross.

George Washington visited Betsy Ross in 1776. Washington gave her a drawing of a flag. It had 13 red and white stripes. It also had 13 stars with six points. Washington wanted Ross to make a flag like the drawing.

Ross did not like the stars with six points. She made a flag like the drawing. But she made stars with five points. Then the legend says her flag was the first United States flag.

Name: _____ Date: _____

1. Who made the first United States flag?

- A. Betsy Ross
- B. George Washington
- C. no one knows

2. This text tells the legend of Betsy Ross. What happens first in the story?

- A. Betsy Ross made a flag like Washington's drawing, but changed the stars.
- B. Betsy Ross' flag was the first United States flag.
- C. George Washington gave Betsy Ross a drawing of a flag for the United States.

3. The story of Betsy Ross is a legend. Read this definition of a legend from the text:

"A legend is a popular story that people tell others. It is usually about a person, but the story may not be true."

What does this tell us about the legend of Betsy Ross?

- A. The legend of Betsy Ross may or may not be true.
- B. he legend of Betsy Ross is definitely true.
- C. The legend of Betsy Ross is definitely not true.

4. What is the main idea in "Legend of Betsy Ross"?

- A. Betsy Ross did not want the US flag to have stars with six points.
- B. No one knows for sure who made the first US flag.
- C. The legend of Betsy Ross is that Betsy Ross made the first US flag.

5. What are legends usually about?

Legends are usually about a _____

Name: _____

Antonym sentences

Write the antonyms next to their matching sentence.

long	down	never	late	dry
empty	little	poor	young	right

_____ It is very wet outside.

_____ He always does his homework.

_____ The old man went for a walk.

_____ My glass of water is full.

_____ I walked up the stairs.

_____ She came to the party early.

_____ The king was very rich.


_____ Mia writes with her left hand.

_____ The big cat ate some food.

_____ The girl has short, black hair.

Name: _____

Party Time



Count the pictures and create a graph.

Which item was there most of at the party?

How many party hats were there?

How many cupcakes were there?

How many items were at the party altogether?



Name: _____

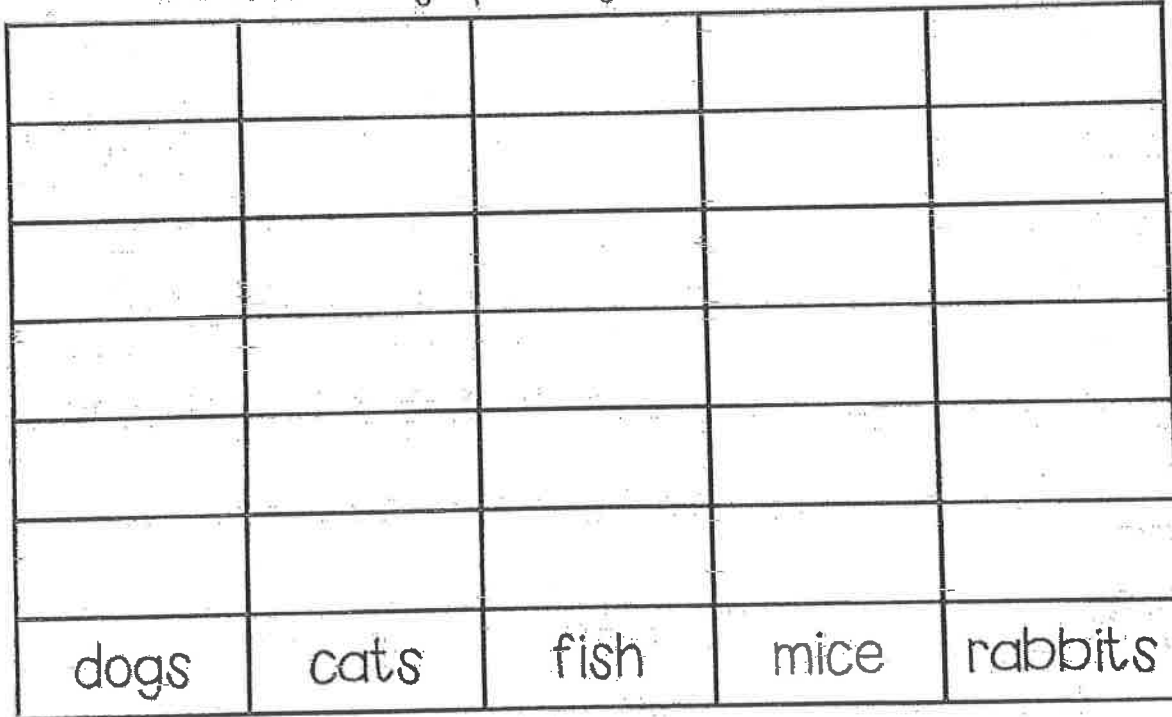
Pet Store



Pet Store Animals

dogs	cats	fish	mice	rabbits
 		 		

Fill in the bar graph using the tally chart above.




© Mrs. Teaching Post

1. How many dogs are there? _____
2. How many mice are there? _____
3. Which pet is there most of? _____
4. How many pets are there altogether? _____

One-Room Schoolhouses

by ReadWorks



Long ago, many children went to school in one-room schoolhouses. Younger and older children were in the same class. The children sat at desks. They learned to read and write. They learned math too.

Children usually did not write on paper. They wrote on slates. Slates are like small chalkboards.

The schoolhouse had a stove. The stove kept the schoolhouse warm in winter. Children had to bring wood to put in the stove.

There were no school cafeterias then. Children went home for lunch, or they brought lunch with them. Schools long ago were very different from schools today.

Name: _____ Date: _____

1. How old were the children in a one-room schoolhouse?
 - A. younger and older
 - B. young
 - C. old

2. This passage describes one-room schoolhouses. What could you probably find in a one-room schoolhouse?
 - A. a cafeteria and gym
 - B. tables, chairs, and paper
 - C. desks, slates, and a woodstove

3. The one-room schoolhouses were kept warm by burning wood in a special stove in the classroom. What part of the passage tells us this is true?
 - A. "Children had to bring wood to put in the stove."
 - B. "Children went home for lunch, or they brought lunch with them."
 - C. "Schools long ago were very different from schools today."

4. What is "One-Room Schoolhouses" mostly about?

- A. schools from the past
- B. schools from the present
- C. schools from the future

5. What did children write on in a one-room schoolhouse?

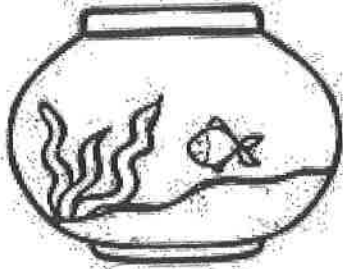
Handwriting practice lines consisting of a solid top line, a dashed middle line, and a solid bottom line.

6. What did you learn from "One-Room Schoolhouses"?


Handwriting practice lines consisting of a solid top line, a dashed middle line, and a solid bottom line.

Name: _____

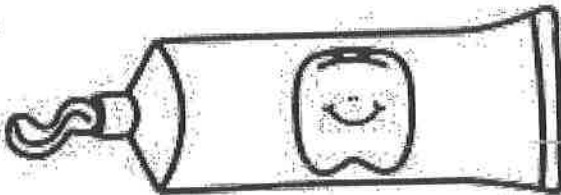
Compound Words




--	--



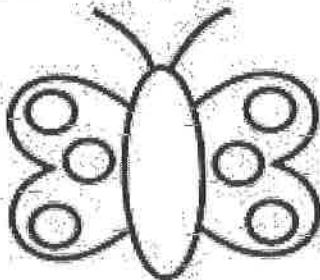
--	--



--	--



--	--



--	--



--	--

© My Teaching Pal

foot	fish	hair	cakes	tooth	pan
bowl	paste	fly	brush	ball	butter

Name: _____

Digraph Graph



ship cheese shell lunch
lunch ship lunch ship
think lunch think cheese
cheese think lunch ship
ship shell cheese

© My Teaching Pal

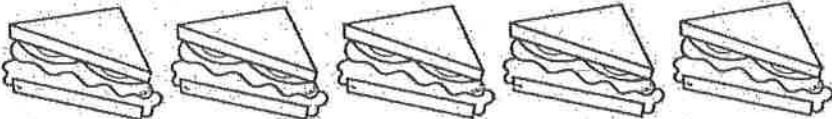


ship	think	cheese	shell	lunch

Name: _____

Picture Graph



What We Ate For Lunch

Sandwich	
Fruit	
Soup	



= 1 Person



= 1 Person




= 1 Person

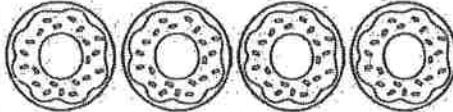
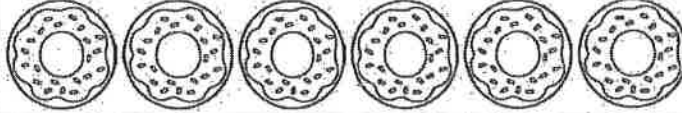
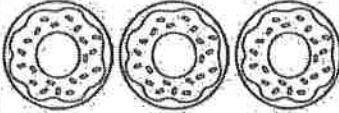
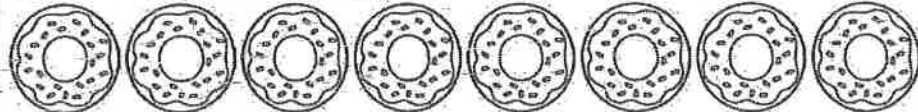
1. How many people ate a sandwich? _____
2. How many people ate soup? _____
3. Which food was least popular? _____
4. Which food was most popular? _____
5. How many people ate fruit and soup? _____
6. How many more people ate fruit than a sandwich?


Name: _____

Donut Kids



Amount of Donuts


Sam	
Mia	
John	
Amy	

 = 2 donuts

1. How many donuts does John have? _____
2. How many donuts does Sam have? _____
3. Who has the most donuts? _____
4. How many donuts do Amy and Mia have? _____
5. How many more donuts does Mia have than Sam?

What Was the Mayflower?

by Susan LaBella



Long ago, a ship sailed across the Atlantic Ocean from England. The ship was called the Mayflower. It carried about a hundred people. These men, women, and children were looking for a place where they could worship as they wanted. The people were known as the Pilgrims.

The trip took more than two months. The inside of the Mayflower was dark and wet. There were no windows. The ceiling was very low. Some people got sick.

The Mayflower finally reached land. Pilgrim families stayed on the ship. Pilgrim men built houses. They planted crops for food to eat. Soon, the Pilgrims had new homes in North America.

Name: _____ Date: _____

1. Who traveled across the Atlantic Ocean in the Mayflower?

- A. the Pilgrims
- B. the Native Americans
- C. the French

2. This text describes the Mayflower's journey from England to North America. When did the Pilgrims sail across the ocean in the Mayflower?

- A. a few years ago
- B. yesterday
- C. long ago

3. The people on the Mayflower left England to find a place where they could worship as they wanted. What does this information tell us about England?

- A. People in England were not free to worship the way they wanted.
- B. England was a beautiful country that everyone wanted to live in.
- C. People in England were free and could worship any way they wanted.

4. What is "What Was the Mayflower?" mainly about?

- A. worship in England
- B. the Pilgrims
- C. the Atlantic Ocean

5. How does the text describe the inside of the Mayflower?


The inside of the Mayflower is described as

6. What did you learn from "What Was the Mayflower"?

Name: _____

Split the Compound words

Split the compound words into their word parts.



butterfly

=

+

toolbox

=

+

doorbell

=

+

starlight

=

+

raindrop

=

+

fireplace

=

+

mailman

=

+

anything

=

+

hotdog







=

+

Name _____



Party Time!



12:00

8:00

11:00

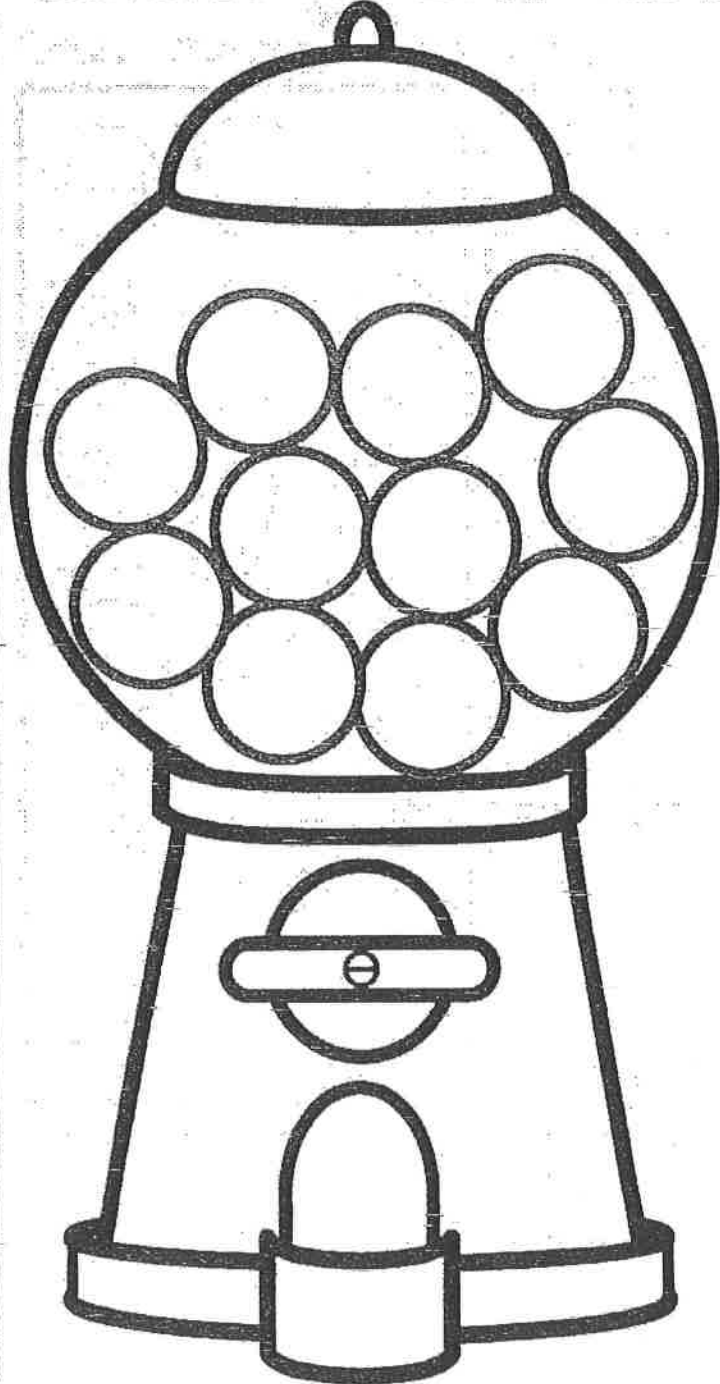
10:00

3:00

5:00

Name: _____

Gumball Graphing



Choose 3 colors and color the gumballs randomly. Then, create a graph showing the gumball colors.

